





Learning Objective and Activities – Animal Kingdom Spring Term 2

	English	Maths	Topic Activities
Useful websites and activities.	<p>To support Phonics lessons – Reception https://lettersandsounds.org.uk/home/reception</p>  <p>Year 1 https://lettersandsounds.org.uk/home/year-1</p> <p>Link to support online Reading https://www.oxfordowl.co.uk/home/find-a-book/library-page/?view=image&query=&type=book&age_group=Age+4-5&level=&level_select=&book_type=&series=</p> <p>Also log on to Purple Mash for lots of mini beast activities for Maths, Literacy and Topic.</p> 	<p>Useful websites to support Maths https://www.youtube.com/watchjackhartmanncountto100 https://www.bbc.co.uk/iplayer/numberblocks</p> <p>Additional books to support maths learning How do dinosaurs count to 10 – Yolán and Teague One Gorilla – Atsuko Morozumi Mouse Count – Ellen Stoll Walsh Nigh naughty Kittens – Linda Jenny Feast for 10 – Cathryn Falwell</p> <p>Daily Maths lesson on line for Reception Building 9 & 10 Week 1 https://whiterosemaths.com/homelearning/early-years/building-9-10-week-1/</p> <p>Daily Maths lessons on line for Year 1 Autumn Term Week 9 https://whiterosemaths.com/homelearning/year-1/week-9-number-addition-subtraction/</p>	<p><u>Animal Kingdom</u></p> <p>This we will be looking at caterpillars and butterflies, their habitats and diet and asking the question –</p>  <p>How does a caterpillar turn into a butterfly?</p> 

Phonics

	<u>Reception</u>	<u>Year 1</u>
Daily Starter	<p>Sing the alphabet song. and letter names. Recap phase 2 and previous phase 3 sounds. See sound mat.</p> <p><u>Reception</u> https://lettersandsounds.org.uk/for-home/reception</p>	<p>Sing the alphabet song. and letter names. Recap phase 2 and phase 3 sounds. See sound mats.</p> <p><u>Year 1</u> https://lettersandsounds.org.uk/for-home/year-1</p>
Monday 1 st March	<p>Lesson 36 Review See link</p>	<p>Lesson 36 ch/tch match See link</p>
Tuesday 2 nd March	<p>Lesson 37 Review See link</p>	<p>Lesson 37 ch/ure picture See link</p>
Wednesday 3 rd March	<p>Lesson 38 Review See link</p>	<p>Lesson 38 ar/al calm See link</p>
Thursday 4 th March	<p>Lesson 39 Review See link</p>	<p>Lesson 39 ar/a mask See link</p>
Friday 5 th March	<p>Lesson 40 Review See link</p>	<p>Lesson 40 Review of the week See link</p>
	<p style="text-align: center;">Keep working hard, you are brilliant – See you all next Monday!</p>	

English EYFS / Year 1 Communication and Language / Writing

Question of the week – How does a caterpillar turn into a butterfly?

Monday
and
Tuesday

Introduction to caterpillars and butterflies

Talk about and discuss all we know about caterpillars.

Now listen to the story of 'The Very Hungry Caterpillar'

The Very Hungry Caterpillar https://www.youtube.com/watch?v=eXHScpo_Vv8

Miss Dudson <https://www.youtube.com/watch?v=lGhuwLk8rZ4&feature=youtu.be>

Facts about caterpillars

Can you write a page for your mini-beast fact file on Caterpillars?

Include what they eat, where they live.

Remember to fill in your contents page and glossary too.

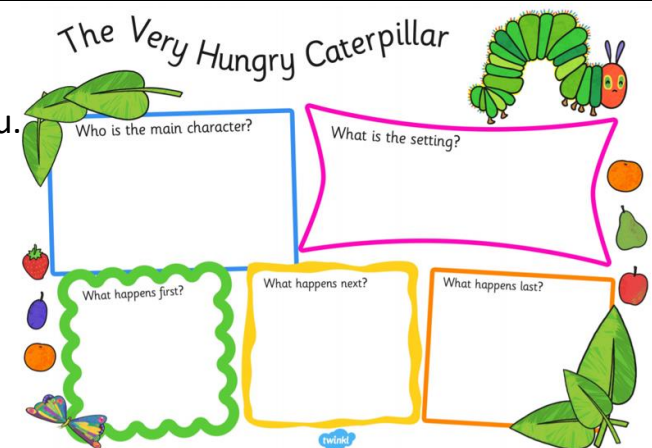



Wednesday






Story Planner.





Listen to the story again. Make notes on what happens each day.

What does he eat each day? You can use the picture prompts to help you.



Now fill in 'The very hungry Caterpillar' sheet.

<p>Thursday</p>	<p><u>Story Writing – The very hungry caterpillar</u></p> <p>Finish your story planning from yesterday and think carefully about the start of the story.</p> <p>You could start with ‘In the light of the moon a little egg lay on a leaf.’ Or write your own version.</p> <div data-bbox="1523 119 2105 502">  </div>
<p>Friday</p>	<p><u>Story Writing – The very hungry caterpillar</u></p> <p>Can you draw and write everything the caterpillar ate each day? Finish your story about how the hungry caterpillar turns into a beautiful butterfly.</p> <div data-bbox="1590 510 1971 861">  </div>
<p>Creative</p>	<p><u>The very hungry caterpillar</u></p> <p>This week we are going to create our own very hungry caterpillar. Can you make your own caterpillar in any way you would like? Here are some ideas. Please show me pictures of all your wonderful creations.</p> <div data-bbox="806 1029 1321 1316">  </div> <div data-bbox="1332 941 1780 1252">  </div> <div data-bbox="1780 941 2128 1252">  </div>


<p>Topic</p>	<p><u>Healthy Eating</u></p> <p>In topic this week, we will be talking about being healthy, exercise and eating healthy food. Can you sort all of the food that the hungry caterpillar ate under different headings of Healthy, Unhealthy and a mixture of both. You can have lots of discussion about this.</p> <p>You could even make your own fruit smoothie!</p>  
<p>Reading and comprehension</p>	<p><u>Link to support online Reading</u> https://www.oxfordowl.co.uk/for-home/find-a-book/library-page/?view=image&query=&type=book&age_group=Age+4-5&level=&level_select=&book_type=&series=</p> <p>Practise your reading and high frequency words daily. Continue to practise reading the sounds in the middle of your reading diary.</p> <p>This term we will be looking at a range of non-fiction books all about mini-beasts. Have a look at the format for a non-fiction book to help you write your own mini-beast fact-file.</p>
<p>Physical Development/ Health and self care</p>	<p><u>The 5-minute challenge</u></p> <p>This half term I am going to set you some short daily challenges. Can you do more each day and build up your fitness and stamina? Here is the first one:</p> <div data-bbox="1500 901 2022 1423"> <p>5 minute challenge  Geb Seb 4 P.E.</p> <p>What you need: A little space and a stopwatch or clock.</p> <p>How to play:</p> <ul style="list-style-type: none"> You have 5 minutes – how many times can you complete this circuit? 10 x Star Jumps 10 x Burpees 10 x Press ups 10 x Squats  <p>How many times did you complete the circuit?</p> </div>

Dance

Otti's boogie beebies – Get dancing

You could be the future of strictly come dancing!

<https://www.bbc.co.uk/iplayer/episode/m000jsdq/otis-boogie-beebies-series-1-2-get-dancing>



Do some dancing to happy music, whenever you feel a bit sad.

Personal and social/ emotional activities

Friday Fun Games – Operation

As well as learning lots of social skills by playing games can you also develop your fine motor skills, operating on your patient. You need a very steady hand!



If you're not going outside as much it is still important to keep active, why not try one of "Andy's wild workouts." They are all on Cbeebies iplayer.



As a bonus you get to find out about different places and animals around the world!

Create some hug tokens and give them to the people in your house so they can come and get a hug from you whenever they want.





Fruit Smoothies Recipe

strawberry and peach



Ingredients:

450g (1 punnet) strawberries
1 banana, broken into chunks
2 peaches
225ml orange juice
5 to 8 ice cubes

Equipment:

blender

Instructions

1. Put the strawberries, bananas and peaches in the blender. Blend until the fruit is pureed.
2. Blend in the juice.
3. Add the ice cubes and blend to desired consistency.



Serves: 4



Fruit Smoothies Recipe

apple and pear



Ingredients:

2 apples, chopped
1 banana, broken into chunks
2 pears, chopped
225ml apple juice
5 to 8 ice cubes

Equipment:

blender

Instructions

1. Put the apples, bananas and pears in the blender. Blend until the fruit is pureed.
2. Blend in the juice.
3. Add the ice cubes and blend to desired consistency.



Serves: 4



The Very Hungry Caterpillar

Home Learning Challenge

The
Very Hungry

Caterpillar loves to eat
lots of different foods.

What is your favourite food?

Draw a picture of your
favourite food and write a
sentence to tell us
about it.

The
Very Hungry
Caterpillar eats 4

strawberries and 5 oranges.

How many pieces of fruit did
he eat altogether? You

could use your fingers or
draw a picture to
help you.

In
the story The
Very Hungry

Caterpillar eats some
different foods each day.

Can you remember the seven
days of the week? Draw a
picture or write a sentence
about something you
do each day.

Try
some of the

different fruits mentioned
in the story. Which one is
your favourite? You could try
some apples, pears, strawberries,
oranges, plums or watermelon.
You could also try some other
fruits – what other fruit
might The Very Hungry
Caterpillar like to

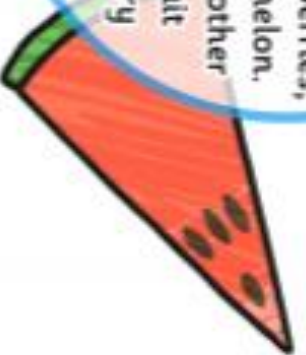
eat?

At

the end of the
story the caterpillar
turns into a butterfly. Can
you find out what a tadpole
turns into? You could use the
Internet or books to help
you. Draw or write your
answer to share with
the group.

Draw or paint a

picture of a caterpillar
or a butterfly. What
colours do you need? What
different parts do you need
to draw? Talk to an
adult about your
picture.





Sort the following foods into the correct group: healthy, unhealthy or a mixture of both.



cherry pie



lollipop



cupcake



salami



ice cream



watermelon



orange



strawberry



Swiss cheese



apple



chocolate cake



pear




plum



pickle



sausage



Healthy Food



Unhealthy Food



www.twinkl.co.uk
Quality Standard Approved



A Mixture of Both



HUNGRY CA

Monday

Tuesday

Wedn

Saturday

twinkl

WATERPILLAR

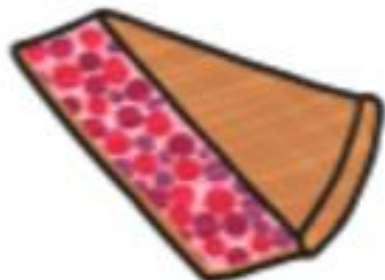

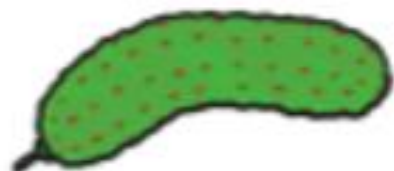


Wednesday

Thursday

Friday

Sunday



Monday

twinkl.co.uk

Tuesday

twinkl.co.uk

Wednesday

twinkl.co.uk

Thursday

twinkl.co.uk

Friday

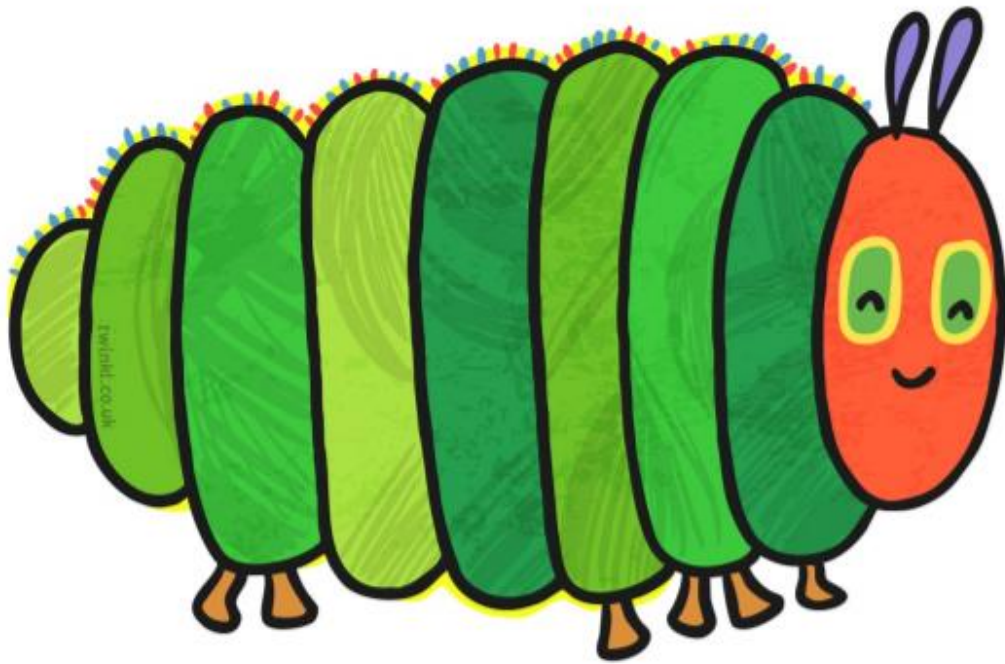
twinkl.co.uk



Saturday

twinkl.co.uk


Sunday

twinkl.co.uk





The Very Hungry Caterpillar



Who is the main character?

What is the setting?

What happens first?

What happens next?

What happens last?

