





Learning Objective and Activities

	English	Maths	Topic
Monday Maths Sheet Add and subtract 1s 10s 100s and 1000s	<u>The Day the Crayons Quit</u> <u>To create a story map.</u> Using the template provided on Purple Mash create a story map to help you remember the story. Think of each colour and the reason they wanted to quit. Also on your template is a table, can you rank the crayons from best reasons and worst reasons for wanted to quit? <u>There is a video on Purple Mash with step-by-step guidance.</u> <u>Use this for additional help.</u>	Please find attached the link to the video learning. https://whiterosemaths.com/homelearning/year-4/week-5/	<u>Build sentences ready for your leaflet.</u> Have your work from the previous topic lessons ready to help you with today's task, as they should refresh your memory. What you will be doing in today's lesson is creating a summarising sentence about the three main aspects we have discussed about Italy. <u>Watch the video proved on Purple Mash for more information.</u> <u>Once you have watched this create your own summarising sentence on your Purple Mash template provided on your 2DO's.</u>
Tuesday Maths Sheet Add two 3-digit numbers - not crossing 10 or 100	<u>Identifying what makes a good letter.</u> Today we will be identifying what make a good letter. Look at the letter written by the crayon and read it through. Using the checklist provided to you on Purple Mash find the features it asks for and give me the example you have found. As always, there will be a video giving you an example and make your task clearer this will also be on Purple Mash.		<u>Create your leaflet about Italy</u> Using your work from last week, use the template provided on Purple Mash. Break your leaflet into your three main aspects of Italy. <u>Food, History and Religion.</u>

<div>Wednesday</div> <div>Maths Sheet</div> <div>Add two 4-digit numbers - no exchange</div>	<div>Identifying what the writer is saying.</div> <div>When reading a letter, it is important to identify the key information.</div> <div>That's why your task today is to identify why each crayon wants to quit and what they want instead.</div> <div>You can do this by completing your template made available on Purple Mash.</div> <div>A video will be on your 2Do's to give you an example of your task should you need it.</div> <div></div>		<div>Complete the tasks made available on Purple mash</div> <div>You also have your Joe Wicks P.E available. Click the link below.</div> <div>https://www.youtube.com/watch?v=qoh7OnG2K_0</div>
<div>Thursday</div> <div>Maths Sheet</div> <div>Add two 3-digit numbers - crossing 10 or 100</div>	<div>The Creation of your Crayon</div> <div>Today we are going to create our own crayon</div> <div>Using the template on Purple Mash colour in your crayon whatever colour you like. You can be the same colour as one of the crayons in the book.</div> <div></div> <div>Decide if your crayon is small, tall, fat or thin. You may want your crayon to have a wrapper or not. It may have a different wrapper on it with the wrong colour on the side.</div> <div>There are loads of possibilities for you to choose from.</div>		<div>Front Cover</div> <div>In today's lesson you will be giving your leaflet</div> <div>Give your leaflet a front cover.</div> <div>This may include the Italian flag as well as other images you might think relate to Italy.</div> <div>Try make this as colourful and as interesting as possible, this will excite the reader.</div>
<div>Friday</div> <div>Maths Sheet</div> <div>Add two 4-digit numbers - one exchange</div>	<div>Create a reason for your crayon to quit.</div> <div>Once you have done this, think of a reason why your crayon would want to quit Duncan's colouring box and what they might want instead, just like we did on Wednesday.</div> <div>Finally, you will have a picture of your crayon and the reason he would want to quit and what they would prefer to do instead.</div> <div></div> <div>All this information will be important for next week when we will be writing a letter to Duncan as your crayon.</div>		<div>Comparing UK and Italy</div> <div>Using the Venn diagram on Your 2Do's. Write all the differences between Italy and the UK.</div> <div>Once you have done this fill in the middle of the Venn diagram and write about the similarities.</div>