



Rabbits- Home Learning- 20th April

Dear Rabbits,

I hope that you and your family are all well and keeping safe. I have made the most of the weather and been out in the garden clearing away the winter leaves and tidying up. I always love spring time with the daffodils and snowdrops bringing colour to the garden.

We are all keeping busy here in the Trickey household, Millie has actually tidied her bedroom which is good! and Luke, Harry and Millie are all still working hard as their teachers are sending them work to do at home too, just like the Rabbits.

I am busy planning ideas for our school garden for when we get back. Hopefully our Mud Kitchen will be built along with the outdoor stage to go with our new climbing equipment. It is all very exciting! I'm looking forward to seeing it.

I've put a few ideas together for the next week. These are ideas and suggestions for different activities you can do but there are lots of lovely websites which we have included for you to use.



I hope you had fun over Easter, did you go on an Easter egg hunt around the house or the garden or perhaps make Easter baskets with chocolate and shredded wheat? I am told it is very sticky but tasty!


Stay safe and we'll all hopefully be together at Hackwood soon.

Love From,

Mrs Trickey.

Please contact us on, info@hackwood.theharmonytrust.org





Phonics/ Reading/ Writing	Maths
<p>Practise saying your alphabet? Can you say it backwards?</p> <p>Sing your nursery rhymes. Can you make up your own nursery rhyme?</p> <p>Recap all of your phase 2 phonics sounds. Use your phonics sound mat. Can you teach them to someone in your house.</p> <p>Can you make up your own silly sentences with your phase 3 sounds in them?</p> <p>https://allnurseryrhymes.com/</p> <p>https://www.twinkl.co.uk/resource/t-l-4541-100-high-frequency-words-word-mat</p>	<p>Can you recognise your numbers to 5, 10 and up to 20.</p> <p>Can you write your numbers to 20?</p> <p>Can you make your own dot to dot, draw your own picture and then write numbers around it to join up to 20 and beyond.</p>
<p>Can you write a shopping list for your Mum/ Dad to take to the supermarket or order online?</p> <p>Use your phonics word mat to segment your words. Try to remember as many tricky words as possible.</p> <p>Keep practising your reading. You could be the teacher showing your grown up what to do, how to sound out unknown words and blend. Read with lots of different voices. Ask questions to your grown up? Are they listening carefully? Can they talk about the story so far?</p>	<p>Can you make your own shape picture?</p> <p>Can you use as many 2D shapes in your picture as possible?</p> <p>circle, square, rectangle, triangle, oval, semi-circle, pentagon, hexagon, diamond, heart.</p> <p>https://www.bbc.co.uk/cbeebies/joinin/numberblocks-help-your-child-with-maths</p>
Topic/ Creative	Physical
<p>Can you make draw or paint your own spring picture?</p> <p>You could draw the daffodils or flowers in your garden.</p>	<p>Skipping- How are you getting on skipping? If you can skip forwards can you now try backwards? You'll be able to show us all when we get back to school. We could even have some skipping races.</p> <p>Throwing and catching, can you catch a big ball and then a smaller ball?</p> <p>Keep practising those independence skills. Can you get yourself dressed and undressed in record time? What's the fastest you can do it in? You'll all be fast getting ready for PE! Keep helping in the house. Is your bedroom tidy? Keep active!</p>

