Home Learning

Hi everyone,

We hope that you are all well and have been keeping busy! We thought we would change the way we structure the homework menu. From now on, we are going to theme the work around a book as we know you all are such good readers!

This week's the book we will be focussing on is 'Gorilla' - written by Anthony Browne. This is a story about a girl who really wants to go to the zoo to see a gorilla..



Attached are some activities I thought you might like to do along side the book. I have suggested formats for some of the writing activities but feel free to get creative and present how you feel is best. Many of the activities can be adapted and done simply in a notebook, on paper or outside! Remember to look on to Purple Mash for additional activities, or read a book at home with a grown up.

If you would like to get in touch with us please email in to info@hackwood.theharmonytrust.org

Stay safe,

Mrs Savage

pagebordersorg

Read/watch and discuss the story: 'Gorilla' by Anthony Browne  Link: https://www.youtube.com/watch?v=drz8PYwzRnE	Research and create a factfile about Gorillas! Do all gorillas live in zoos? How do they survive? What food do they like to eat? Was there anything you didn't know? **Gorilla** 	The word 'Gorilla begins with the letter G. How many polysyllabic words can you think of that also begin with the letter G? Are there any in your spelling list? Write these down and check your spellings! G..
Look at the Powerpoint Animal Facts'. Choose another animal (or 2) to research and find out more about with a grown up.  Can you compare these animals to the gorilla? Do they eat the same foods? Are they the same size?	Write a list of the different jobs a zookeeper has to do. Would you like to be a zookeeper when you're older? Why / Why not? (Use because in your short answer) Link: https://www.youtube.com/watch?v=OHroLTeQyrw Can you think of 8 questions that you would like to ask a zookeeper? Remember to use question marks!	Practise spelling the following tricky words and using/writing them in FULL sentences this week. Height Certain Build Peculiar Exercise promise
Sing together the zoo song'. Could you come up with some actions to go with it? Link: https://www.youtube.com/watch?v=2FSqxFQlSGk 	Using Lego, Duplo or any other building materials—can you build your own zoo? You could draw & label the different parts of your design. What animals would you have? Would you keep the Lions near the deer?	Imagine a gorilla says he is going to visit your house. Can you describe you house? Who lives there? What fun things can you do in your house? Think about using adjectives and noun phrases to add extra description.

pagebordersorg

Choose a primate to sketch. Think about the shading and sketching skills we discussed in class. 	Draw and make your own gorilla face mask. Think about how you can make it look realistic. 	Can you write some sentences about gorillas using adverbs? Remember adverbs describe verbs (doing words) and usually end in -ly. For example: quickly.
 Discuss some heroes the children know, such as the Woodcutter from Little Red Riding Hood. What could happen to make them turn bad?	Create a menu for a gorilla. What kinds of foods do they need to eat? Could you make these foods into a more interesting meal for them? Be creative!	Ask someone to read the following sentences to you. The chef used sugar in the special cake. The brochure was for a shop in the town. Check them together and practise any you didn't get correct.
Put inverted commas in the correct place to show speech. I love gorillas! Exclaimed Hannah. Not now Hannah, Said her father. I'm busy. I wish we spent more time together Hannah thought to herself. Would you like to go to the zoo? Asked the gorilla.	Label which sentence is in: past tense, present, tense and future tense. Hannah is going to the zoo. Hannah went to the zoo. Hannah is at the zoo. Hannah will go to the zoo.	Create a storyboard of Gorilla by Anthony Browne. Use sentences and pictures to show what happens at each point in the story. 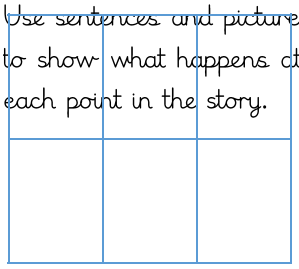

pageborders.org

Each day please try to complete a Maths activity

Have a go at adding and subtracting amounts of money. Here are some examples to get you started. 1 pound and 40 pence add 1 pound and 10 pence. 3 pounds and 50 pence subtract 1 pound and 30 pence. 120 pence add 340 pence. Can you convert your answer to pounds and pence.	Can you convert the following amounts from pounds and pence into just pence? Can you come up with some of your own examples? 5 pounds and 56 pence. 10 pounds and 98 pence. 8 pounds and 2 pence. 36 pounds and 19 pence. 0 pounds and 92 pence.	Imagine you have 5 pounds. Which of the following 2 items could you buy? How many combinations are there? Are there any 2 items you couldn't buy together? 1 pound and 50 pence. 2 pounds and 70 pence 3 pounds 60 pence 2 pounds and 99 pence.
Jamie and Sarah both have 10 pounds. Jamie says, "I can would get change if I bought 2 books for 5 pounds and 50 pence each." Sarah disagrees. Who do you think is correct? Why?	Can you draw the following amount out using coins and notes? Is there more than one way of making each amount? 87 pence. 1 pound and 24 pence. 12 pounds and 30 pence. 35 pounds and 58 pence. 8 pounds and 2 pence. 18 pounds 18 pence.	Use <, > or = to make the statements correct. ○ ○
Rosie has 5 silver coins in her purser. She can make 40p with 3 coins. She can also make 75p with three coins. How much money does Rosie have in her purse?	Amir has 5 different coins in his wallet. What is the smallest amount he can make? What is the largest amount he can make?	Here a is a link to videos to support the maths activities for this week. https://resources.whiterosemaths.com/wp-content/uploads/2020/05/Year-3-Week-3.pdf

pageborders.org