


Hedgehogs Home Learning 8th June

Hi everyone,

I hope that you are all well and have been keeping busy! This week the way I structure the homework menu is a little bit different. From now on, we are going to theme the work around a book.

This week's activities are based around the book 'Gorilla' - written by Anthony Browne. This is a story about a girl who really wants to go to the zoo to see a gorilla..




Attached are the suggested activities. For a few of the activities there are sheets you can download and print if you wish but you don't have to. Many of the activities can be adapted and done simply in a notebook, on paper or outside! Remember to log on to Purple Mash for additional activities, or read a book at home with a grown up.

If you would like to get in touch with us please email in to info@hackwood.theharmonytrust.org

Stay safe,

Miss Hussain

Read/watch and discuss the story: 'Gorilla' by Anthony Browne



Link: <https://www.youtube.com/watch?v=drz8PYwzRnE>

Research and create a factfile about Gorillas! Do all gorillas live in zoos? How do they survive? What food do they like to eat?

Gorilla


Gorillas live...	Gorillas survive...



Create your own friendly gorilla! You could use your phonics sounds to give them their own name. What clothes would they wear?



Look at the Powerpoint 'Animal Facts'. Choose another animal (or 2) to research and find out more about with a grown up.



Can you compare these animals to the gorilla? Do they eat the same foods? Are they the same size?

Write a list of the different jobs a zookeeper has to do. Would you like to be a zookeeper when you're older? Why / Why not? (Use because in your short answer)

Link: <https://www.youtube.com/watch?v=OHroLTQyrw>

Can you think of 8 questions that you would like to ask a zookeeper?

Remember to use question marks!

?

Sing together the zoo song'.

Link: <https://www.youtube.com/watch?v=2FSqxFLSGk>










Hannah and the gorilla see the primates at the zoo. Can you find out about primates? What different types of primate are there? How are they similar / different?

Sketch a primate of your choosing on some spare paper!



Cut out a face mask and pretend you're a gorilla or chimpanzee! If you're feeling confident you could create a face mask from scratch.



<p>Imagine a gorilla says he is going to visit your house. Can you draw them a picture telling them lots of information about your home? Who lives there? What fun things can you do in your house?</p> 	<p>Using Lego, Duplo or any other building materials—can you build your own zoo?</p>  <p>You could draw & label the different parts of your design. What animals would you have? Would you keep the Lions near the deer?</p>	<p>The word 'Gorilla begins with the letter G. How many polysyllabic words can you think of that also begin with the letter G? Write these down and check your spellings!</p> <p>G..</p>
<p>Year 1 – See how good your subtraction skills are!</p> <p>Have a go at the Year 1 Maths sheet. If it's too easy you can do the Year 2 sheet or word problem sheet!</p>	<p>Year 1 – Practise spelling the following tricky words and using/writing them in FULL sentences this week.</p> <ul style="list-style-type: none"> • once • they • push • put • love 	 <p>Write instructions on how to play your favourite game.</p>  <p>Talk about how instructions are different to stories (comparing to recipes, etc). Encourage the use of full stops and capital letters to complete each sentence.</p>
<p>Year 2 – See how good your subtraction skills are!</p> <p>Have a go at the Year 2 Maths sheet. If it's too easy you can do your own subtraction from 40 or 50. If it's hard, do the Year 1 sheet. Have a go at the word problem sheet.</p>	<p>Year 2 – Practise spelling the following tricky words and writing them in FULL sentences this week. using 'and' too!</p> <ul style="list-style-type: none"> • after • half • move • whole • plant • again 	 <p>Write a story using a familiar hero.</p>  <p>In your story, they're now the baddie.</p> <p>Discuss some heroes the children know, such as the Woodcutter from Little Red Riding Hood. What could happen to make them turn bad?</p>

- 1) Each day please try to complete a [Maths](#) activity
- 2) On Friday you can recap any of the tasks you found difficult or go on BBC Bitesize

Maths

Y1- (2 digits + 1 digit) ☐

Find ten different ways to make 20. For example -

$$1 + 19 = 20 \quad 18 + 2 = 20.$$

Y2- (2 digits + 2 digits) ☐

Find fifteen different ways to make 30 For example -

$$14 + 16 = 30 \quad 12 + 18 = 30$$

Y1- (2 digits + 1 digit) ☐

Find ten different ways to make 30 For example -

$$9 + 21 = 30 \quad 27 + 3 = 30$$

Y2- (2 digits + 2 digits) ☐

Find fifteen different ways to make 40 For example -

$$14 + 16 = 30 \quad 12 + 18 = 30$$

Y1- addition with coins ☐

A teddy costs 60p. How many ways can you pay for it using different coins?

Y2- coins and notes ☐

A doll costs £9. How many ways can you pay for it using different coins and notes?

Y1- >, < or = (to 25)

Recap the more than, less than and equal to signs. Compare and write fifteen of your own number sentences using what you have done in the week to help you, eg

$$15 + 4 > 16 + 2$$

fifteen add four (19) is more than sixteen add two (18)

Y2- >, < or = (to 40)

Recap the more than, less than and equal to signs.. Compare and write fifteen of your own number sentences using what you have done in the week to help you, eg

$$38 - 10 < 15 + 25$$

thirty-eight take away ten (28) is less than fifteen add twenty-five (40)

