


Hedgehogs Home Learning 6th July

Hi everyone,

We hope that you are all well and have been keeping busy! I had a lovely chat to some of you on the phone last week. I will be making more phone calls over the next few weeks to see how you are and find out how home learning is going :-)

This week's activities are based around a book many of you may be familiar with, called 'The Tiger Who Came to Tea'. Attached on the following pages are the suggested activities. Many of the activities can be adapted and done simply in a notebook, on paper or outside! If you have collected a learning pack from school—most of the worksheets should be in there. Remember to log on to Purple Mash for additional activities to do.

The Tiger
Who
Came
to Tea




If you would like to get in touch with any one at school please email in to info@hackwood.theharmonytrust.org.

Stay safe,

Miss Hussain

Read/watch and discuss the story: 'The Tiger Who Came to Tea

The Tiger Who Came to Tea



Link: <https://www.youtube.com/watch?v=SsXtgJp8Az8>

Can you draw out your very own story map showing the key events of the story? Can you use it to retell the story to a family member in your own words?



Discussion points

1. What is the setting of the story?
2. The author uses the words 'big', 'furry' and 'stripy' to describe the tiger. Can you think of any more adjectives?
3. What do you think the tiger thought of his tea at Sophie's house? What makes you think this?
4. Why did the tiger leave Sophie's house?
5. Read/watch the story again but this time look at the use of apostrophes in the story. When have they been used and why?

Complete a tigertastic party invite. Write your own menu fit for a tiger but be imaginative as you can be! Would you serve roasted deer topped with a thick duck flavoured gravy? – use the worksheet on page 15 of the home learning pack for the invite.



Write a story review of the story. Use your BEST writing and don't forget those capital letters, full stops and finger spaces. Can you use 'and' in your sentences?—use the worksheet on page 16 of the home learning pack.

Story Review		
What is the setting?	Who is the main character?	
What happens first?	What happens next?	What happens last?

Imagine another animal comes to tea. How would they behave? What would they eat?

You could plan and write your own short story.

Would a shark come?
Or a cheetah?

Read some Tiger Facts and make your own leaflet or factfile using paper at home – use the worksheet on page 18 of the home learning pack for help with Tiger facts.

Design your very own teapot for a tiger. What patterns will you use? - use the worksheet on page 19 of the home learning pack.

Design a Teapot



Can you write a short comparison of a tiger to a lion?

What's the same about the them? What's different?

E..g. Both animals are part of the cat family but lions don't have manes.



<p>Go online, look in the supermarket or flick through a catalogue at home to create a real shopping list showing all of the things that Sophie's family need to buy to replace the things that the tiger ate. Use your Math's skills to help you find how much each will item cost. How much would it cost altogether?</p> <p>This may be a good opportunity to explore how to use a calculator.</p>	<p>Find synonyms for words linked to the story like big, small, lovely, happy and create a synonym flower.</p> 	<p>Create a tiger mask!</p>  <p>You will need:</p> <ul style="list-style-type: none"> Large paper plate Orange and black paint Orange and black card or craft foam. Black pipe cleaners Glue Thin elastic
<p>Y1–Spellings to practise</p> <ul style="list-style-type: none"> Tiger Stripes Jungle Claws Whiskers Meat 	<p>Y2– Spellings to practise</p> <ul style="list-style-type: none"> Tiger Stripes Jungle Carnivore Digest Camouflage 	<p>I remember how you all loved Art lessons at school. Can you use your sketching skills to make a fearsome tiaeer?</p> 
<p>Join in with some Cosmic Yoga.– <i>Jungle Safari Style!</i></p>  <p>Link:; https://www.youtube.com/watch?v=C4CaROsyfIg</p>	<p>Learn and sing a new song – I really enjoyed this one.. Lion V Tiger. Can you perform this with a family member?</p>  <p>Link: https://www.youtube.com/watch?v=zjsEHwvmxC4</p>	<p>More interesting videos/links on Tigers and Lions</p> <p>https://www.bbc.co.uk/bitesize/clips/zpn6n39</p> <p>https://www.youtube.com/watch?v=8OmRW4em_vA</p> <p>https://www.youtube.com/watch?v=qnaXJf_yaj8</p>

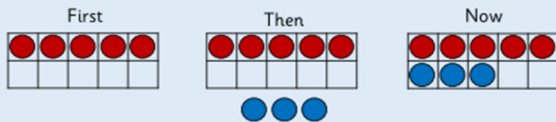
Maths—worksheets

If you would like to recap previous learning, you can complete the worksheets in the home learning packs available to collect from schools. Alternatively you can go on BBC Bitesize, White Rose Maths or Top Marks.

<u>Y1— (Add by counting on)</u> This week we are focusing on addition using our Number and Place Value skills to support us. Complete sheet from Pack 2 titled '(Add by counting on)'	<u>Y2— (Compare Objects)</u> This is the second and final week we are focusing on the topic of Number and Place Value. Recapping counting skills, writing numbers as words and comparing numbers. Complete sheet from Pack 3 titled 'Compare Objects'
<u>Y1— Find and make number bonds</u> Complete sheet from Pack 2 titled 'Find and make number bonds'	<u>Y2— Compare Numbers</u> Complete sheet from Pack 3 titled 'Compare Numbers'
<u>Y1— Add by making 10</u> Complete sheet from Pack 2 titled 'Add by making 10'	<u>Y2— Order objects and numbers</u> Complete sheet from Pack 3 titled 'Order objects and numbers'
<u>Y1— Subtraction not crossing 10</u> Complete sheet from Pack 2 titled 'Subtraction not crossing 10'.	<u>Y2— Count in 2s, 5s and 10s</u> Complete sheet from Pack 3 titled 'Count in 2s, 5s and 10s'
<u>Y1— Subtraction crossing 10</u> Complete sheet from Pack 2 titled 'Subtraction crossing 10'.	<u>Y2— Count in 3s</u> Complete sheet from Pack 3 titled 'Count in 3s'

Maths—Talking Points

Use ten frames to complete the number story.



First there were ___ cars in the car park.
Then ___ more cars parked in the car park.
Now there are ___ cars in the car park.

? What number did you start with? Then what happened? Now what do I have?

Rosie and Amir are comparing numbers they have made.

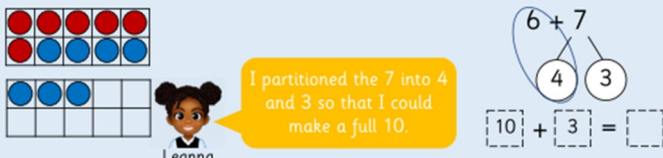


My number is greater because I have more objects.

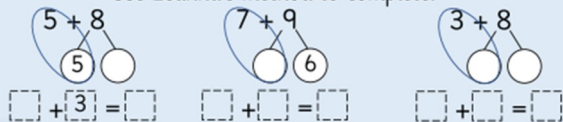
Is Rosie correct?

Explain your answer.

Leanna has used the 10 frames to calculate $6 + 7$



Use Leanna's method to complete:



? How does using the counters help you to see this strategy?

Complete the statements using more than, less than or equal to.

42 is _____ 46

81 is _____ $60 + 4$

$30 + 8$ is _____ thirty-eight

Complete the number sentences.

4 tens and 9 ones > _____

_____ < $70 + 5$

_____ = eight tens

Put <, > or = in each circle to make the statements correct.

28 30

90 $70 + 28$

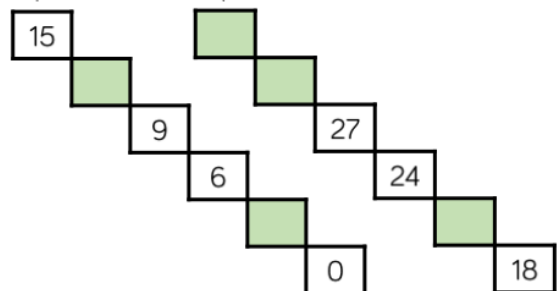
30 + 23 $40 + 13$

20 + 14 24

What do you notice about the numbers that are circled? Continue the pattern.



Complete the number sequences.



Amir has 15 stickers. He collects 3 more each day. Complete the number track to show how many he will have in six days.



First there were 16 birds. Three of them flew away.
How many birds are left?
Use ten frames and counters to represent the birds.

