



Squirrels Bubble

Hackwood Primary – Lockdown Learning

Week Beginning: 11/01/21

Learning Objective and Activities – Blossom and Bloom Spring Term 1

	Nursery	Reception
Daily Activities	<p><u>Wake and Shake:</u> Every morning we do a 'wake and shake' song to get us ready for our day of super learning. Have a go at one of these 'wake and shake' songs every morning. (These are also a great way to engage our listening ears as soon as we wake up).</p> <p>Count to 20 and workout - https://www.youtube.com/watch?v=MVzXKfr6e8</p> <p>Shake your sillies out - https://www.youtube.com/watch?v=NwT5oX_mqS0</p> <p>Move and Freeze - https://www.youtube.com/watch?v=388Q44ReOWE</p> <p>Penguin Dance - https://www.youtube.com/watch?v=ufOuKmKwnKs</p> <p>Silly Pirates Song - https://www.youtube.com/watch?v=cBcrVzY4hDE</p> <p>Tooty Ta - https://www.youtube.com/watch?v=ea4TVgO_8Dk</p> <p>Boom Chicka Boom - https://www.youtube.com/watch?v=9nKg4jm4LD8</p> <p><u>Weather Tracking:</u> Every day when you wake up have a look outside your window. What is the weather like today? Talk to your grown up about the weather and what you might need to wear in this weather. Record the weather on the weather chart provided further down this document. You could cut and stick the weather picture or you could have a go at drawing it yourself. Your grown-ups might need to show you where to draw/stick your picture.</p> <p><u>Physical activity:</u> Make sure you are keeping your child is keeping their body and brain active everyday with at least 20 minutes of physical activity. The following links are great for young children and we love doing these at school.</p> <p>Joe Wicks: Kids workouts to do at home - https://www.youtube.com/playlist?list=PLyCLOPd4VxBvPHOpzoEk5onAEbq4Og2-k</p> <p>GoNoodle - https://www.youtube.com/c/GoNoodle/videos</p> <p>Cosmic Kids Yoga - https://www.youtube.com/c/CosmicKidsYoga/videos</p> <p>I hope that we will have some yoga masters or strong by the time we are allowed back to school!</p>	

Phonics/ English

Don't forget, phonics is all about using your listening ears!

Monday - Grandmother's footsteps

In Nursery today we are playing a game called 'Grandmother's footstep'. This game involves musical instruments - one person will play different instruments that all have a different movement associated with them. For example, an egg shaker for walking on tip-toes, a drum for stamping and a triangle for fairy steps. The children have to remember the action and do it when they hear each instrument being played. Have a go at playing this game with different sounds you can make with your body, e.g. clapping.

Tuesday - Guess the sound

Use the link below to play the sound guessing game. Once you have heard a sound, pause the video and talk to your child about what they heard. What made that sound? Have they heard that sound before? Now play the video and see if you were correct.
<https://www.youtube.com/watch?v=vGRKZ-tctwM>

Wednesday -

Have a go at writing your name. You can trace over your grown-ups letters or try to copy the letters. Do you know what sound your name begins with? Can you think of another word that starts with that sound?

Monday

Phonics - Recap 's' sound

Think of some words that begin with the 's' sound.

<https://www.youtube.com/watch?v=nlqMDXWEtXs&feature=youtu.be>

Writing - Listen to the story 'One Winters Day' by M. Christina Butler. <https://www.youtube.com/watch?v=YBKfbo6QjLI>

The blurb says 'This is a sweet tale of kindness and community through hardship.' Can you write your own blurb about the story?

Tuesday

Phonics - Recap 'a' sound

Think of some words that begin with the 'a' sound.

<https://www.youtube.com/watch?v=A-2SNtGeodQ&feature=youtu.be>

Writing - Listen to the story again. Can you make a list of adjectives describing the weather in the story. You can use words like: blew, howled, whistled, floated, swirled, sparkled, glistened. Talk about what these words mean.

Wednesday

Phonics - Recap 't' sound

Think of some words that begin with the 't' sound.

<https://www.youtube.com/watch?v=wdYxh-23INc&feature=youtu.be>

Thursday - Nursery rhymes

Sing your favourite nursery rhyme with your grown up.

Can you sing 'Miss Polly had a Dolly'. Use this video if you are unsure of the words or tune -

<https://www.youtube.com/watch?v=vAbMi7DY1eo>

Friday - Teddy is lost!

'Teddy is lost' is a variation of Hide and Seek. Once the teddy has been hidden by the grown up, this game requires the children to listen carefully to whether they are getting closer or further away from the teddy's hiding place. It often helps to remind the children what it means to get closer and further away. Once they have a go the hang of it, you could have a go at swapping roles. They can hide the teddy and tell you if you are getting closer or further away.

Writing - Can you draw and write about some of the animals that the little hedgehog was kind to. What did he do to be kind to them? What did the animals do to thank him?

Thursday

Phonics - Recap 'p' sound

Think of some words that begin with the 'p' sound.

<https://www.youtube.com/watch?v=bBIZBegHqsE&feature=youtu.be>

Writing - We are all helping at the moment in different ways and kindness is very important. Whether it is helping your family/neighbours or playing with your brother/sister whilst your grown-ups are working hard at home. Can you think about how you have been kind? Who has been kind to you? Talk about what they did to be kind and how it made you feel.

Friday

Phonics - Recap this week's learning

Have a go at orally sounding out the words: sat, dog, pig, mug, cap

https://www.youtube.com/watch?v=GkJwyc_SOpQ&feature=youtu.be

Writing - Can you write a thank you letter to someone that has been kind to you. It could be someone at school or a family member or friend at home. Remember to set out your letter

carefully. Remember to write in sentences and include full stops and capital letters.

Dear _____

Thank you for _____

From _____

Reading

Try to read a book everyday with your grown-up. This could be one that you have on your book shelf at home, one that you make up and act out with puppets/teddies or your school reading book.

Watch the story 'The Three Little Pigs' - <https://www.youtube.com/watch?v=QLR2pLUsl-Y>

What happened in the story? Who went chasing after the pigs? What did the pigs use to build their houses? Which house was the strongest? Was it a happy or sad ending?

Reception - Can you come up with a different ending to the story?

Recognising Numbers 0 to 10Monday

Complete 2 of the home learning challenges on Maths Sheet 1.

Tuesday

Today you will need the bus worksheet (Maths Sheet 2), the number flashcards (Maths Sheet 4) and scissors. Before you begin this game, have a go at cutting out the people at the bottom of the bus worksheet. To play this game, your grown up will point to a number flashcard. You need to tell your grown up what number it is and then put that many people into your bus.

Wednesday

Complete 2 of the home learning challenges on Maths Sheet 1.

Thursday

Today you will need the ladybird worksheet (Maths Sheet 4), the number flashcards (Maths Sheet 4) and scissors. Before you begin this game, have a go at cutting out some spots for your ladybird. To play this game, your grown up will point to a number flashcard. You need to tell your grown up what number it is and then put that many spots onto your ladybird.

Friday

Complete 2 of the home learning challenges on Maths Sheet 1.

This week's online maths game -

'Teddy Numbers' - <https://www.topmarks.co.uk/learning-to-count/teddy-numbers>

Useful websites to support Maths

<https://www.youtube.com/watch?v=DhdbWpiw5cQ>

<https://www.youtube.com/watch?v=IdkPoulWCyc>

Monday

- Count back from 10 or 20 to 0 without objects.
- Provide a set of dot plates with different arrangements of 0-5 dots. Can you find a plate with 4 dots? With more/fewer than 4 dots? Can you put the plates in order? (See Rabbits sheet 1).
- Can you go on a 2D shape hunt around the house? Can you find a circle, triangle, square, rectangle, diamond, heart and other shapes. I found a tin that has a circle on the top and a lego block that is a rectangle. (See Rabbits Sheet 2b).

Tuesday

- Collect 2 piles of objects (counters, cars, etc) - no more than 6. Compare which pile is the biggest/smallest.
- Explore the different compositions of 4 and 5. Use Lego blocks or counters. For example, 5 can be composed of 1 and 4, 3 and 2, 5 and 0.
- Can you make a picture using as many different shapes as possible. (See Rabbits Sheet 2a for examples).

Wednesday

- Can you order numbers to 10. Challenge - can you order numbers to 20.
- Set up a log and pool and provide 5 speckled frogs for the children to re-enact the song. Encourage the children to sing the

song as they play and to count how many frogs are on the log and in the pool at the end of each verse (See Rabbits Sheet 3).

- Can you describe each shape? How many sides/corners does your shape have? Can you count them?

Thursday

- Hello 1, hello 2, hello 3... (progressing as far as you can).

- Playing the same game as yesterday. Can you write down the number sentences for each verse. (See Rabbits Sheet 4)

1 less than 5 is 4

1 less than 4 is 3 etc

-Can you make a bag of shapes. Put your hand in and describe the shape to your grown up before you show them. Did they guess it right?

Friday

-Share objects fairly, count to see how many each person has.

Can I share between 2 people?

Can you complete the one less one more sheet? (see Rabbits Sheet 5).

- Throw a dice and fill in the number. Can you write the number that is 1 less? Can you write the number that is one more?

Follow the link for an online dice roller

<https://www.random.org/dice/?num=1>

- Can you write the correct name for each shape and talk about it? (see Rabbits Sheet 2c).

Seasons:

Can you remember what the four seasons are? If you got creative last week and made a seasons picture, can you remember which tree was in which season?

What clothes should you wear in each season? Why should you wear those clothes?

Can you draw a picture of yourself wearing winter clothes?

Have a think about what clothes we wear now when we go outside. What season do you think we are in now?

Have a go at cutting out the clothes below and sticking them onto the people. What outfits can you make? What season are they dressed for? What weather are they ready for? (Topic Sheet 1)

Have a listen to this catchy song about the seasons. Join in if you can.

<https://www.youtube.com/watch?v=BkkzF9z4-g>

Log on to Purple Mash for lots of fun activities about the seasons.

Nursery: To access these activities log in as normal, once you are on the home page click on 'Mini Mash', then click 'Enter Mini Mash'. There will be pinned tabs in the top right hand corner that are based on what we are currently learning.

Weekly weather chart

Monday	Tuesday	Wednesday	Thursday	Friday



clouds



rain



snow



sun



wind



storm

Maths: Recognising Numbers 0 to 10

Home Learning Challenges

Go on a number hunt! What numbers can you see around your house or on your way to school? You could look at door numbers, number plates, on food packets, clocks or in magazines and books. You could take photos or draw pictures of the numbers you find. Can you find the numerals 0, 1, 2, 3, 4, 5, 6, 7, 8, 9 and 10?

Look at the numbers on this page. What numbers can you see? Can you find the number 2? What about the numbers 4, 6, 8 and 10?



Ask a grown-up to write the numbers 0 to 10 on pieces of paper and hide them around a room or garden. Go on a hunt for all the numbers! Each time you find a number, tell a grown-up what number you have found. You could try using a timer too – can you find and name all the numbers before the timer runs out?





In a shop, look at some birthday cards. What numbers can you see? Can you find cards for the ages 1, 3, 5, 7 and 9? How old are you?

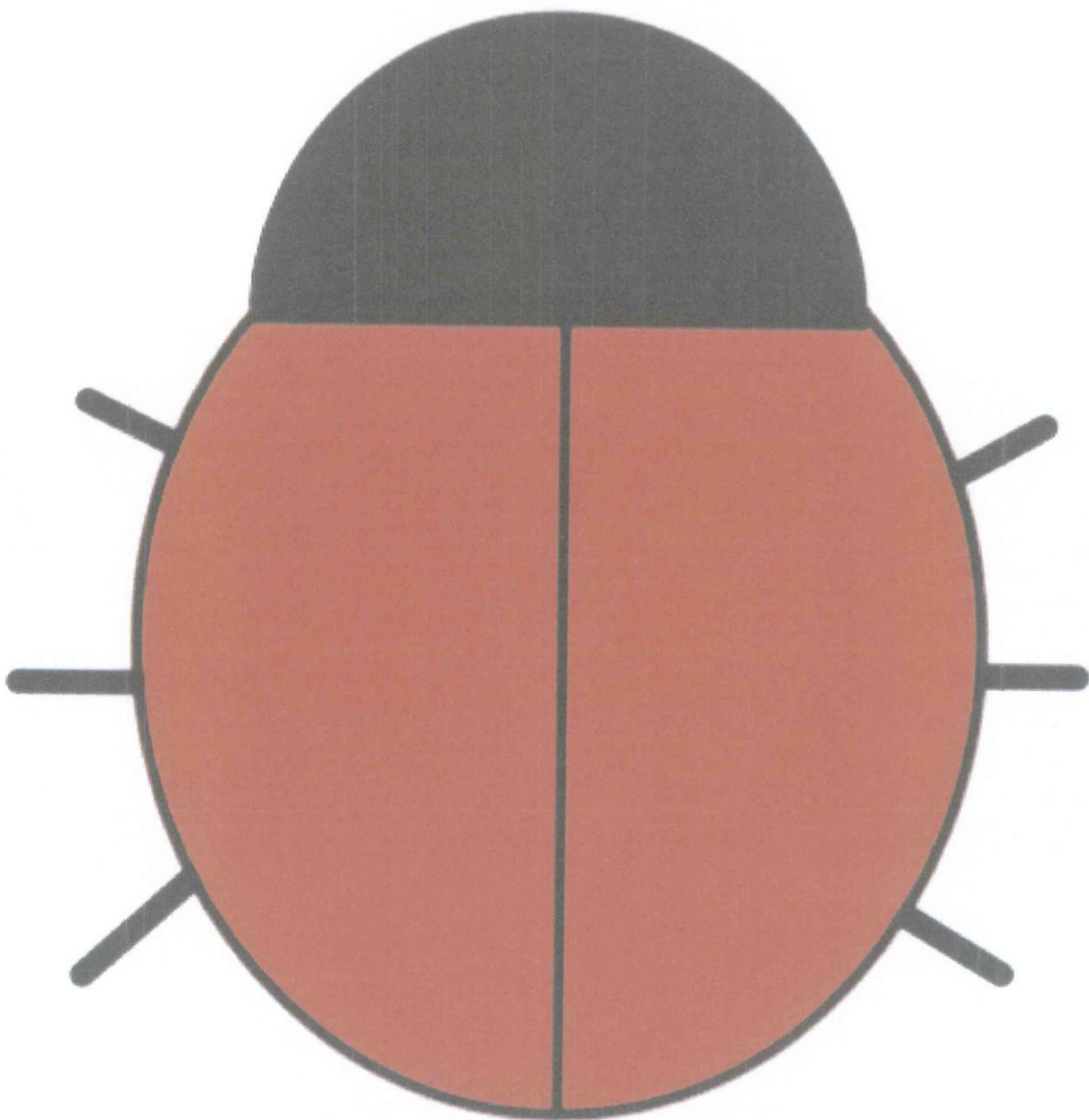


In a shallow tray or plate of flour or sand, use your finger to write a numeral from 0 to 10. Challenge a friend or grown-up to identify the number. Then ask them to write a number for you to identify.

Draw 11 simple shapes on a piece of paper. Number the shapes from 0 to 10. Place a toy onto a numbered shape and ask a friend or grown-up to tell you the number. Were they correct? Can they place the toy on a numbered shape for you to identify?







Digit Cards

0	1	2	3	4	5
6	7	8	9	10	
0	1	2	3	4	5
6	7	8	9	10	

