

Remote learning Wider Opportunities – 18th January

Hello everyone. Here is our 2nd week of music activities. I hope last week you enjoyed listening to the wintery music? This week we're listening to some exciting music that describes horse riding. You may recognise one of them! We also have a new song which uses Doh, Mi and Soh.

This week I'll introduce the lesson activities on the "Message from Mr Miller" video.

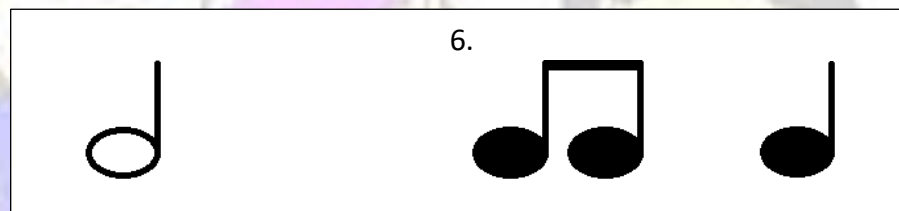

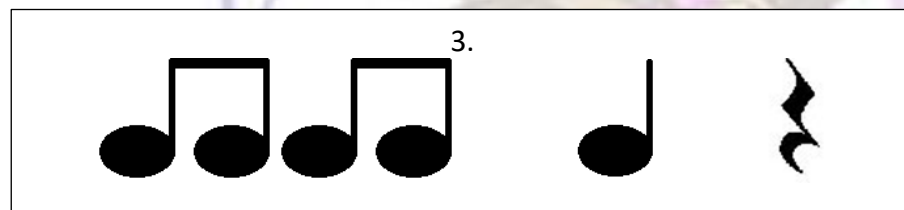

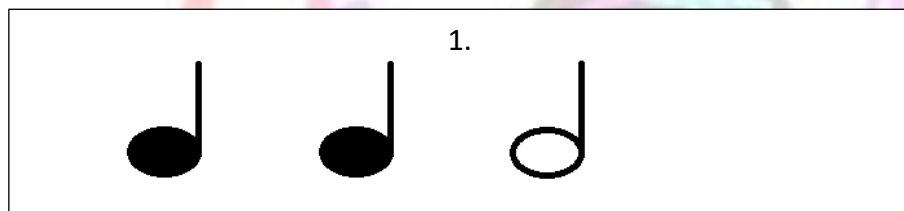
Enjoy!!

Weekly message from Mr Miller.



Rhythm

This week we are clapping ta, te-te and ta-a. Here are a mix of rhythm cards for you to clap this week. Then click on the clapping hands to join in with me.



[Return to main menu.](#)

Pitch

This week we will be continuing a little bit with the 'Sport for All' song, and looking at a new song called "Puddles" which uses all the hand signs we know so far, Doh, Mi and Soh. Like last week, the words are written out, click on the image to join in with me, and on the new song, click on the music to see it written out too. Again, like last week, it would be great if you can make an extra effort with your hand signs to get them as good as possible.

Sport for all – continued from last week.

Football, Netball, Rugby too.
All these are so good for you.
For some sports you need a bat
Rounders, Cricket, Wow! Owzat?



New song – Puddles.

Jumping in Puddles, go spish splash splish splosh.
Wellies are leaking, got soggy wet socks.
Can't spoil the fun though, we're happy to play
Splishing and splashing for most of the day.



and



[Return to main menu.](#)

Listening to music.

Last week I included two pieces which described Winter scenes, as we had some cold weather forecast. This week, here are two pieces which describe horse riding! Like before, listen to them and then answer the questions underneath to describe how the music makes you feel. Tell me about what kind of things you imagine as you listen, and maybe you can recognise some of the instruments you can hear as well. Click on the ears below to listen.



Piece number 1 –
“William Tell” by Gioachino Rossini



Piece number 2 –
“Light Cavalry Overture” by Franz von Suppé

How does this piece make you feel when you listen to it?

Piece 1. _____

Piece 2. _____

What do you imagine as you hear the music, do you think the horses are running or trotting?

Piece 1. _____

Piece 2. _____

Are these pieces of music happy or sad do you think?


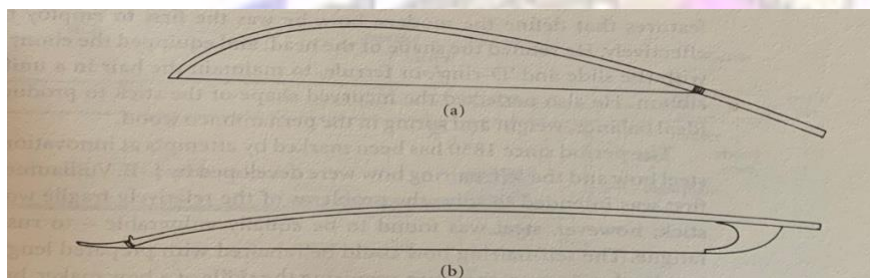
[Return to main menu.](#)

Instruments

This week we are going to explore how your bows are made. Most of us now have started learning how to hold a bow, and there's a little video on how to prepare for continuing with this when we're back in school, by practicing on a pencil.

Most bows are made from 'pernambuco' wood which is found in Brazil, but this wood has become an endangered species and a lot of bows now are made of snake wood, or even carbon fibre.

Bows have changed shape over the years, and originally looked more like archery bows. See the picture of the old bows on the left and the modern bow on the right.



How the bow is made – Here's a short youtube video



Practicing the bow hold on a pencil –



[Return to main menu.](#)