



Squirrels Bubble

Hackwood Primary – Lockdown Learning

Week Beginning: 25/01/21

Learning Objective and Activities – Blossom and Bloom Spring Term 1

Nursery

Everyday

Wake and Shake:

Every morning we do a 'wake and shake' song to get us ready for our day of super learning. Have a go at one of these 'wake and shake' songs every morning. (These are also a great way to engage our listening ears as soon as we wake up).

Count to 20 and workout - <https://www.youtube.com/watch?v=MVzXKfr6e8>

Shake your sillies out - https://www.youtube.com/watch?v=NwT5oX_mqS0

Move and Freeze - <https://www.youtube.com/watch?v=388Q44ReOWE>

Penguin Dance - <https://www.youtube.com/watch?v=uf0uKmkwnKs>

Silly Pirates Song - <https://www.youtube.com/watch?v=cBcrVzY4hDE>

Tooty Ta - https://www.youtube.com/watch?v=ea4TVg0_8Dk

Boom Chicka Boom - <https://www.youtube.com/watch?v=9nKq4jm4LD8>

Weather Tracking:

Every day when you wake up have a look outside your window. What is the weather like today? Talk to your grown up about the weather and what you might need to wear in this weather. Record the weather on the weather chart provided further down this document. You could cut and stick the weather picture or you could have a go at drawing it yourself. Your grown-ups might need to show you where to draw/stick your picture.

Physical activity:

Make sure you are keeping your child is keeping their body and brain active everyday with at least 20 minutes of physical activity. The following links are great for young children and we love doing these at school.

Joe Wicks: Kids workouts to do at home – <https://www.youtube.com/playlist?list=PLyCLOpd4VxBvPHOpzoEk5onAEbq40g2-k>

GoNoodle - <https://www.youtube.com/c/GoNoodle/videos>

Cosmic Kids Yoga - <https://www.youtube.com/c/CosmicKidsYoga/videos>

I hope that we will have some yoga masters by the time we are all able to come back to school!

	Phonics Don't forget, phonics is all about using your listening ears!	Maths Colours	Topic 'Blossom and Bloom'
Monday	<p><u>Listening walk</u></p> <p>Enjoy a 'listening walk' indoors or outdoors with your family. As you are on your walk, encourage your child to listen carefully to the sounds they hear. Can they work out where the sound is coming from? What is making that sound? Once you have finished your listening walk, work together with your grown up to write a list of what sounds you heard.</p>	<p>Complete 2 of the home learning challenges on Maths Sheet 10.</p>	<p>Watch the video 'How do plants grow?' https://www.youtube.com/watch?v=89QRnnYPNw</p> <p>Talk to your grown up about what you've learnt. Use Topic Sheet 4 to look at how the seed changes. Tell your grown-up what is happening in the pictures.</p>
Tuesday	<p><u>Sound shakers</u></p> <p>Today you can have a go at making your own sound shaker! Use an empty milk bottle, water bottle or Pringles tube to make a sound shaker by putting noise materials inside (e.g. rice, peas, pebbles, marbles, shells, coins). Have a go at making a sound with your shaker. You could make more than one shaker and see if you can work out what is inside of each one as you shake them.</p>	<p>Can you find 5 red things in your house? Now look around your house and find some blue things. How many have you found? How many green things can you find in your house?</p>	<p>Try this Spring themed yoga. https://www.youtube.com/watch?v=uyj5LooYWyg</p> <p>Can you remember what the other seasons are called?</p>
Wednesday	<p><u>I know a word</u></p> <p>This activity is all about rhyming words. Say the following rhyme and see if your child can work out the answer. You could even try to come up with your own rhymes!</p>	<p>Today you will need the rainbow colouring sheet (Maths Sheet 9) and some crayons or colouring pencils. Can you colour a beautiful, bright rainbow? Look at the writing on the colouring page, what colour do you need?</p>	<p><u>Here are some books to support the topic (you don't have to watch them all):</u></p> <p>We are growing – by Laurie Keller https://www.youtube.com/watch?v=aRCW31eWodA</p>

	<p>"I know a word that rhymes with cat, you need to put one on your head and the word is ... hat."</p> <p>"I know a word that rhymes with log, it goes ribbit and the word is ... frog."</p> <p>"I know a word that rhymes with mat, it goes meow and the word is ... cat."</p> <p>"I know a word that rhymes with fox, you put them on your feet and the word is ... socks."</p>		<p>How a seed grows – by Helen Jordan https://www.youtube.com/watch?v=O_6J4PeVo3A</p> <p>We plant a seed – by Sharon Gordon https://www.youtube.com/watch?v=zxl6Kiy7NPI</p>
Thursday	<p><u>Listening game</u></p> <p>Use the link below to play the sound guessing game. Once you have heard a sound, pause the video and talk to your child about what they heard. What made that sound? Have they heard that sound before? Did you guess correctly?</p> <p>https://www.youtube.com/watch?v=h0Kp_J9kvNM</p>	<p>Today you will need the sorting buttons worksheet (Maths Sheet 11). Cut out the buttons and sort them into colour piles. You could also sort them into shape piles or put them in size order!</p>	<p>Today you will need Topic Sheet 5 – create a beautiful flower picture.</p> <p>You can colour, paint or collage your flower picture.</p>
Friday	<p><u>Guess the animal</u></p> <p>Use the link below to play the 'Welcome to the zoo' guessing game.</p> <p>https://www.phonicsplay.co.uk/resources/phase/1/welcome-to-the-zoo</p>	<p>Complete 2 of the home learning challenges on Maths Sheet 10.</p> <p>This week's online maths game – 'Sorting Box' - https://pbskids.org/sid/games/sorting-box</p>	<p>Today you will need Topic Sheet 6. Cut out the 4 flowerpots and have a go at putting them in order. What do we start with? What do we need to plant first? Now can you find the one that has grown a little bit more? What do end up with?</p>

Reading

Try to read a book everyday with your grown-up. This could be one that you have on your book shelf at home, one that you make up and act out with puppets/teddies or your school reading book.

Virtual Story time with Miss Dudson

Monday – 'The Very Hungry Caterpillar' by Eric Carle

<https://youtu.be/lGhuwLk8rZ4>

Tuesday – '10, 9, 8 Owls Up Late!' by Georgiana Deutsch

<https://youtu.be/MC3zCsmoLgE>

Wednesday – 'Little Giraffe's Big Idea' by Benjamin Richards

<https://youtu.be/lhJpeu75IUE>

Thursday – 'The Gruffalo's Child' by Julia Donaldson

<https://youtu.be/bMu5NG8C2uk>

Friday – 'Why I Love School' by Daniel Howarth

<https://youtu.be/rtr6b2J2kTQ>

Weekly weather chart

Monday	Tuesday	Wednesday	Thursday	Friday



clouds



rain



snow



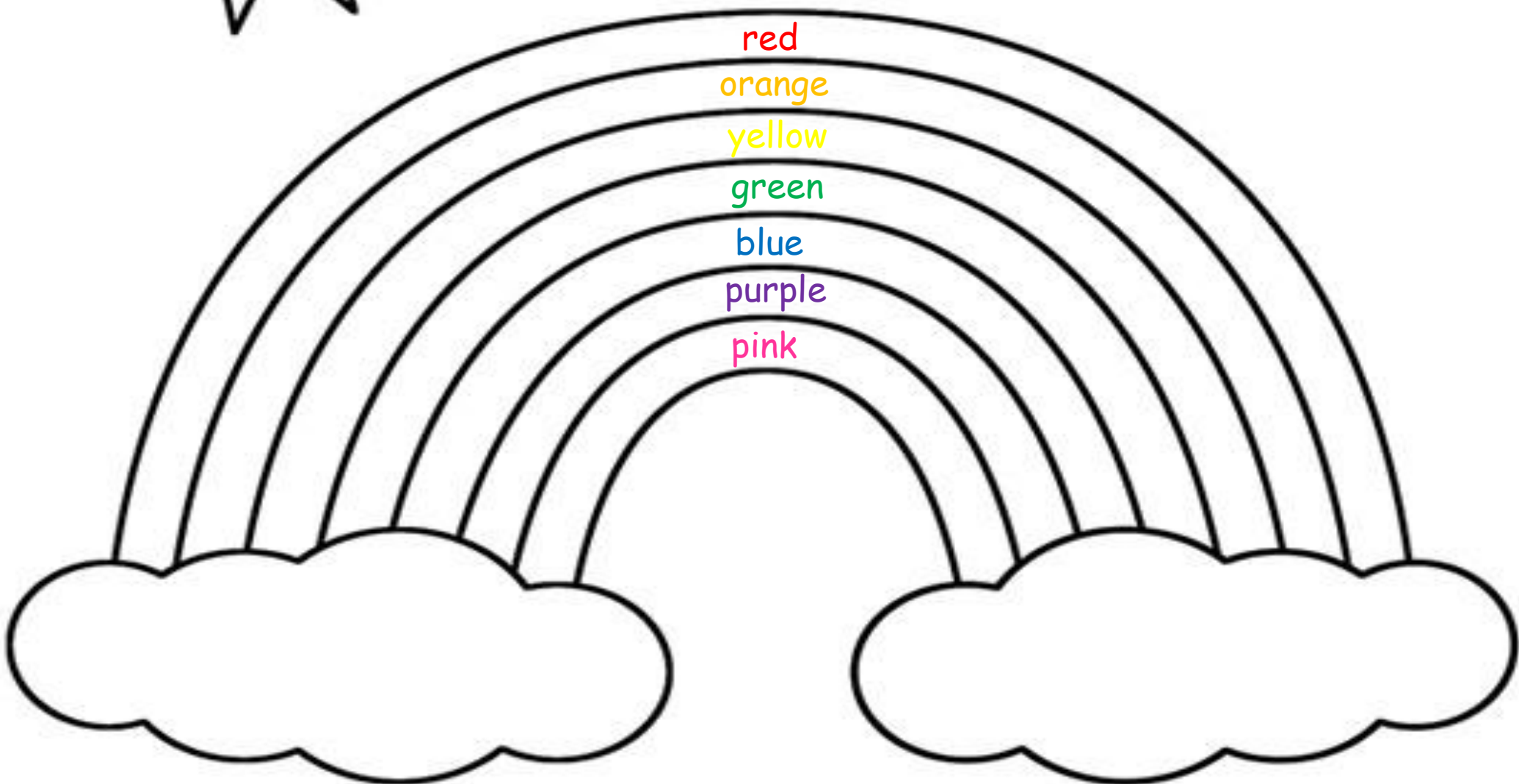
sun



wind



storm

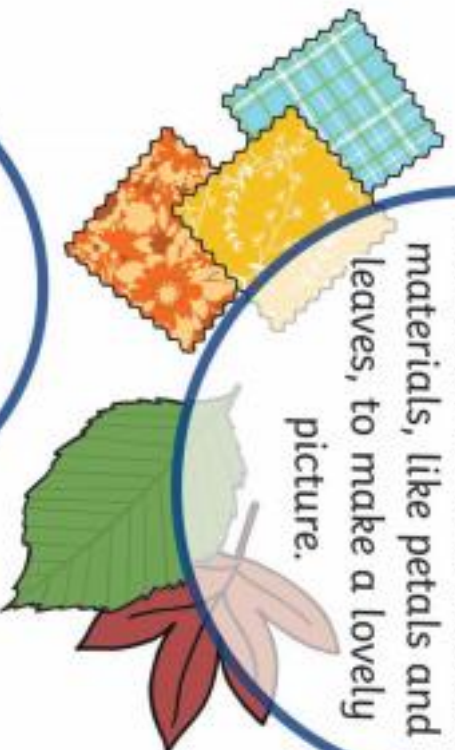


Colour

Home Learning Challenge



Make a colourful collage. You could use bits of old fabric, paper, cardboard or even natural materials, like petals and leaves, to make a lovely picture.



Fruit and vegetables come in lots of different colours. Can you think of a fruit or vegetable for every colour of the rainbow?




Talk to the people in your family and find out everyone's favourite colour.



Do you know the story 'Little Red Riding Hood'? It's about a little girl who always wears a red coat. Spend some time with your family, telling the story to each other.

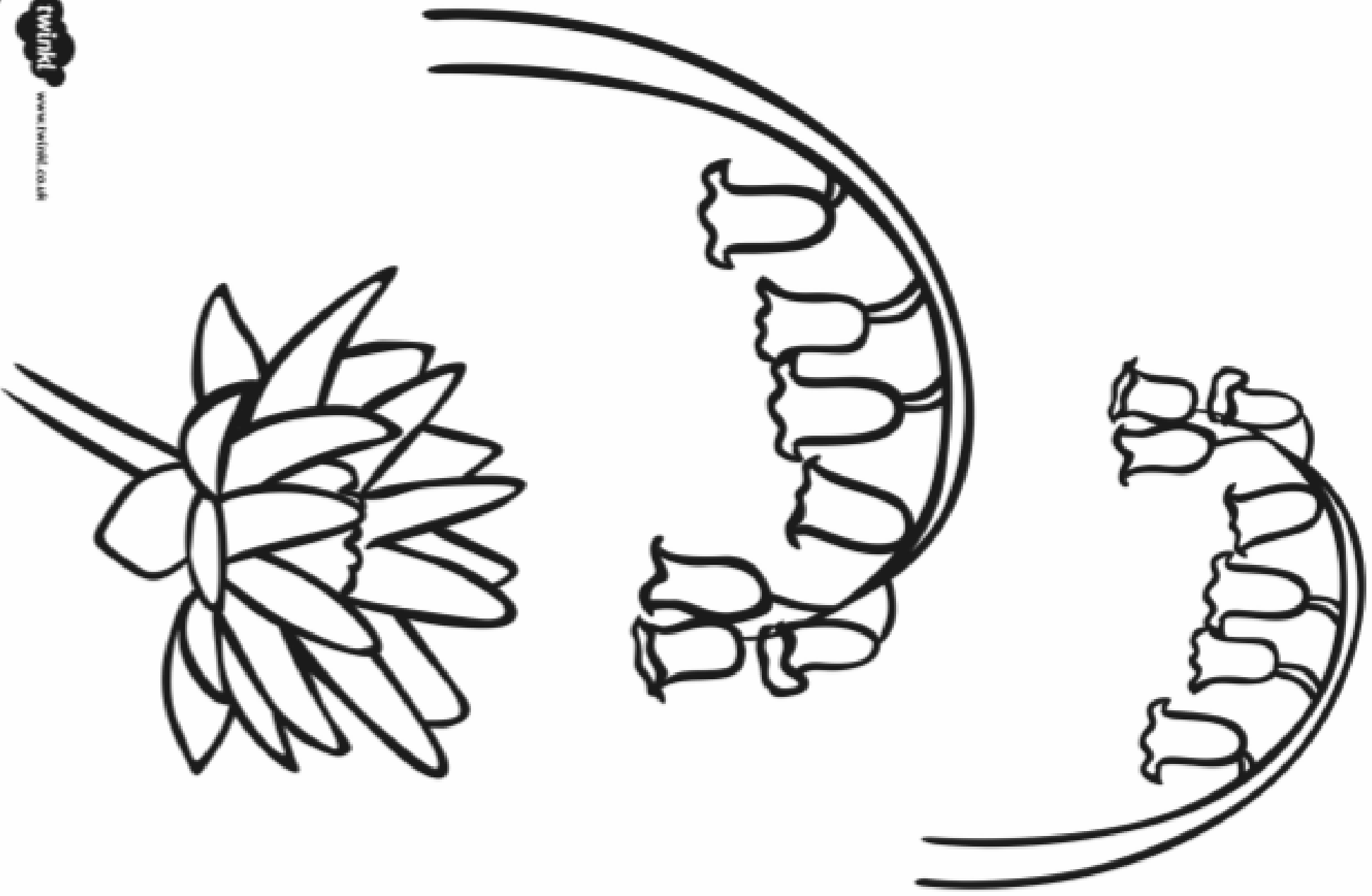



Sorting Buttons



Seed to plant











Collage example



