





Hackwood Primary – Learning from Home

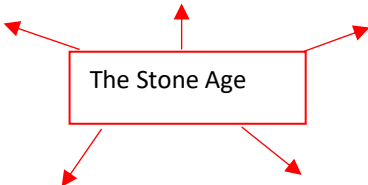
Week Beginning: 18.01.21 - Year 2 and Year 3

Learning Objective and Activities

	English	Maths	Topic	Other
Monday	<p><u>All About the Stone Age</u> <u>Reading Comprehension</u></p> <p>Look at the copy of a non-chronological report all about the Stone Age. Read through it and find all the features</p> <p><i>- a heading, sub headings, information/ facts, paragraphs, images/photographs.</i></p> <p>Then use your understanding of what you have read and answer the comprehension questions. Make sure to answer in full sentences and refer to the 'key words' to help you.</p>	<p><u>Year 3</u> https://whiterosemaths.com/homelearning/year-3/week-10-number-multiplication-division/</p> <p><u>Year 2</u> https://whiterosemaths.com/homelearning/year-2/week-1/</p> <p>If there is an "activity" PowerPoint this mean that there is no sheet to go with this.</p> <p>Have a go at one of these each day and keep up with TT Rockstars.</p>	<p>This week we are continuing with The Stone Age. Our focus will be communication.</p> <p>Remember to share any pictures on Purple Mash as I love to see all that you are doing!</p> <p>Using Purple Mash or paper you have, answer the following questions.</p> <p>Remember to write in full sentences using capital letters and full stops.</p> <p>1. What is communication?</p>	<p>Keep active with Joe Wicks using his PE lessons on YouTube.</p> <p>Here are your spellings to learn this week and <u>remember to check your To Do's on Friday to complete your spelling quiz.</u></p> <p><u>Year 3</u> appear material library perhaps sentence various regular bicycle possess</p>

		Check Purple Mash each day for an extra activity or game.	<p>2. How do we communicate with each other? List as many ways that you can think of.</p> <p>3. How do you think people communicated in The Stone Age?</p> <p>4. Can you sort ways of communicating into long distance and short distance?</p>	<p>caught</p> <p><u>Year 2</u></p> <p>metal pedal capital hospital animal magical signal mammal general formal</p> <p>As a reminder here are some of the method we have learnt in class to help us learn our spellings.</p>
Tuesday	<p><u>Fact or Fiction Sorting</u></p> <p>A non-chronological report is a non-fiction type of writing. It contains information and facts. Read the non-chronological report extract called 'TIGERS'. Then look at the Fact or Fiction sentences. Cut and stick/copy them onto a chart that shows whether the statement is fact or fiction OR you could draw your own table and write some facts and fiction sentences that you find out yourself.</p>		<p>Look at the information below for Tuesday.</p> <p>What do you think the symbols mean? Draw the symbol and what you think it means next to it.</p> <p>This can be done using Purple Mash (See To Dos) or on paper.</p>	
Wednesday	<p><u>Features of a Non-Chronological report</u> <u>Sub Headings</u></p>		Historians believed that during the Stone Age people would have	

	<p>Look at the double page of information and images all about the Stone Age.</p>  <p>Using the subheadings listed below. Write 2 sentences to summarise each section.</p> <p><u>MAKING FIRE</u> <u>MAKING and USING TOOLS</u> <u>PREPARING and USING ANIMAL SKIN</u> <u>PREPARING and COOKING FOOD</u></p> <p>Think about what, how and why they used different items.</p>		<p>communicated using symbols, signs or sounds.</p> <p>Your task for today is to create your own simple language using this method.</p> <p>You could draw out your ideas or record yourself.</p> <p>This can be done using Purple Mash (See To Dos) or on paper.</p>	<div data-bbox="1731 97 2136 228"> <p>This method of learning words forces you to think of each letter separately.</p> <p>Pyramid words</p> <p>p py pyr pyra pyram pyrami pyramid</p> <p>You can then reverse the process so that you end up with a diamond.</p> </div> <p><u>Year 2</u></p> <p>Also check you Purple Mash to have a practise with your phonics using the phonics games and quizzes. Some are set in your To Dos already.</p> <p>If you complete these find more in the English section of Purple Mash.</p>
Thursday	<p><u>Features of a Non-Chronological report</u></p> <p><u>Sub Headings and Paragraphs</u></p> <p>Look at the information about different countries. It is a bad chronological report because it does not have a title, images, paragraphs or subheadings. You are going to edit and improve this mini report. Read it carefully, then plan what you think the main title should be. Think about which different ‘themes or</p>		<p>Another method used to communicate during The Stone Age was to use cave paintings. These paintings often told stories or warned others of danger.</p> <p>Create your own cave painting telling a story or a warning that may have been useful during The</p>	<p>See if you can use your spelling words in sentences. Check that your words are spelt correctly and that your sentences makes sense.</p>

	<p>topics' are being discussed in the report. These will be your paragraphs. Then think up fun subheadings for these paragraphs. You might use alliteration, questions or humour in your subheadings. Write up the new and improved mini non chronological report.</p>		<p>Stone Age. This can be done using Purple Mash or on Paper.</p>	
Friday	<p><u>All About the Stone Age</u></p> <p><u>Stone Age Food</u></p> <p>Today we are going to use all that we have learnt about the Stone Age to make a mind map on a piece of paper. Write 'The Stone Age' in the middle</p>  <p>All around the page write down (in full sentences) the information you find out about The Stone Age.</p> <p>Websites-</p> <p>https://www.bbc.co.uk/bitesize/articles/zfg9bqt</p>		<p>https://www.bbc.co.uk/bitesize/articles/zfg9bqt</p> <p>Follow the link and have a go at exploring the cave painting interactive picture and then take the quiz after to see how well you know the Stone Age.</p>	<p>Complete the spelling quiz on Purple Mash or ask somebody to test you on your spellings.</p>

The Stone Age

A Non Chronological Report



Super Stone Homes!

People in the Stone Age were hunter-gatherers which means they hunted animals and gathered birds eggs, berries, fruit and plants. They were always trying to get as much food as possible. Therefore they had to move around a lot to follow the food. They lived in caves and moved from cave to cave. They often decorated their caves with cave paintings.

Later on in the middle of the Stone Age people began to build wigwam shaped shelters in groups. The camps were moved in different seasons. The wigwams were built of wooden poles and covered with animal skins and bark.



Amazing Stone Age Animals!

Many exciting yet now extinct prehistoric animals roamed the Earth during the Stone Age. They roamed alongside animals still around today such as deer or wolves. These extinct animals include huge woolly mammoths, fierce sabre-tooth tigers and hairy woolly rhinos.



The Stone Age

Comprehension Questions

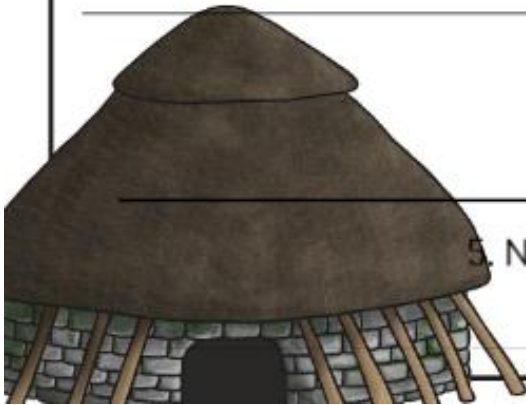
1. Why do you think the wigwam houses were moved each season?

2. Find and copy the word that means the same as 'no longer living'

3. Why would a woolly mammoth be a good animal for a cave person to catch?

4. What is a 'hunter gatherer'?

5. Name and describe the two types of homes mentioned in the text.



Tuesday English

Tigers

What Do Tigers Look Like?

Tigers are mammals. They are the biggest of the big cat family. Most tigers have orange fur with black stripes. Some tigers have black or white fur with light brown stripes. The stripes help the tigers to hide from other animals when they are hunting. The markings on every tiger are different, a bit like our fingerprints.

They have long legs to help them run fast and sharp claws to catch and kill their food. They also have a very long tail.



Did You Know...?

A baby tiger is called a cub. When it is first born it drinks its mother's milk. When a tiger cub is 8 weeks old, it can go out hunting with its mother.

Where Do Tigers Live?

Tigers that live in the wild are found in Asia. Some live in the cold parts of the north, others live in the south where it is hotter. Tigers live in forests. They like to live and hunt on their own and they show other tigers where their space is by scratching marks on trees with their claws. Tigers are endangered animal and at risk of extinction. We need to help preserve and protect them and their habitat.



What Do Tigers Eat?

Tigers only eat meat. They like to hunt for food at night. They creep up on their prey and bite it with their strong, sharp teeth. Tigers eat pigs, rhinos, deer, cows and horses.



Read the statements and sort them into whether they are fact (true information) or fiction (made up).

Fact	Fiction

- Baby tigers are called cubs.
- Shere Khan lives in the jungle and he Mowgli's enemy.
- A tiger has sharp strong teeth so it can catch and kill its prey.
- A tiger is a carnivore.
- Once upon a time there was a sweet tiger cub called Tilly who loved to play hide and seek.
- There are loads of tigers in the world, too many in fact. We need to get rid of some.
- Some endangered animals, such as tigers need our protection.
- "We're going on a tiger hunt, we're going to catch a big one! What a beautiful day, we're not scared."
- In the wild, tigers scratch marks on trees with their claws in order to file them down.
- Tigers live in a range of climates. Some in hot places and some in cold.

Wednesday English

MAKING FIRE



By striking flint stones together or turning a wooden drill. Fire is used for cooking, to keep warm and sometimes to scare animals.

MAKING TOOLS



By flint knapping.

The flints are chipped, trimmed and sharpened, and then made into knives, spearheads and scrapers for cleaning animal skins.

I had a go, but it was very difficult.

USING TOOLS

Cutting a slice out of a bone

Sharpening it on a grindstone

Piercing a hole

It's a sewing needle!

Ornaments

Tools are used to make wood, antlers and bones into bowls, spears and ornaments.

16

Using a throwing stick you can throw a spear faster and further.

PREPARING & USING ANIMAL SKINS



Using skins to repair a tent

Cutting meat

PREPARING & COOKING FOOD

Smoking meat

Drying meat

Drying fish

Boiling soup by putting a red-hot stone into a leather bag


Grilling meat





A Bad Chronological Report...

Improve this report by rewriting it and adding in a title, interesting sub headings, clear paragraphs and pictures.



There are 195 different countries in the world and all of them have different flags. These countries span over all



the different continents on our planet. These are: Asia,




Europe, North America, South America, Africa, Australia



and Antarctica. Derby is in the United Kingdom. The UK consists of England, Scotland, Wales and Northern Ireland. The UK has a Queen and a royal family. The



flag of the UK is red, white and blue.



Tuesday Topic

