




Hackwood Primary Reception/Year 1 bubble – Lockdown Learning W/C 01/02/21

Learning Objective and Activities – Blossom and Bloom Spring Term 1

	English	Maths	Topic Activities
Useful websites and activities.	<p>To support Phonics lessons – Reception https://lettersandsounds.org.uk/or-home/reception</p> <p>Year 1 https://lettersandsounds.org.uk/or-home/year-1</p> <p>Link to support online Reading https://www.oxfordowl.co.uk/or-home/find-a-book/library-page/?view=image&query=&type=book&age_group=Age+4-5&level=&level_select=&book_type=&series=</p> <p>Also log on to your purple mash for lots of fun activities for Maths, Literacy and topic.</p>	<p>Useful websites to support Maths https://www.youtube.com/watchjackhartmancountto100 https://www.bbc.co.uk/iplayer/numberblocks https://www.youtube.com/watch?v=8hD26XpuUCc&feature=youtu.be</p> <p>Additional books to support maths learning What the ladybird heard – Julia Donaldson Simon's socks – Sue Henda Pairs! In the garden – Smriti Prasadam-Halls</p> <p>Daily Maths lesson on line for Reception https://whiterosemaths.com/homelearning/early-years/growing-6-7-8-week-1/ Reception/Growing 6,7,8 - Week 1</p> <p>Daily Maths lessons on line for Year 1 https://whiterosemaths.com/homelearning/year-1/week-10-geometry-shape/ Autumn Week 10 – Shapes</p>	<p><u>Blossom and Bloom</u> This week we are continuing with our growing topic. We are hoping to plant lots of herbs, vegetables and plants in the Spring Term in our Early years' garden. Can you draw our garden and plan what you would like to grow?</p>  <p>I thought that we could all plant some Spring bulbs inside wellingtons to put all around the garden. What flowers would you choose to plant?</p>

Phonics

	<u>Reception</u>	<u>Year 1</u>
Daily Starter	<p>Sing the alphabet song and letter names. Recap phase 2 and previous phase 3 sounds. See sound mat.</p> <p>Reception https://lettersandsounds.org.uk/for-home/reception</p>	<p>Sing the alphabet song and letter names. Recap phase 2 and phase 3 sounds. See sound mats.</p> <p>Year 1 Letters and sounds lessons year 1</p>
Monday 1 st Feb	<p>Lesson 21 Teach 'ur' fur See link</p>	<p>Lesson 21 Review 'ee, ea e e-e ie y' See link</p>
Tuesday 2 nd Feb	<p>Lesson 22 Teach 'ow' cow See link</p>	<p>Lesson 22 Review 'oo, u ew, ue u-e' See link</p>
Wednesday 3 rd Feb	<p>Lesson 23 Teach 'oi' soil See link</p>	<p>Lesson 23 Review 'oa, oq oe, ou, o-e' See link</p>
Thursday 4 th Feb	<p>Lesson 24 Teach 'ear' hear See link</p>	<p>Lesson 24 Review 'igh, ie, l, i-ey' See link</p>
Friday 5 th Feb	<p>Lesson 25 Review of the week See link</p>	<p>Lesson 25 Review the week See link</p>
	Please let me know how you are getting on. Keep working hard, you are doing an amazing job!	

English EYFS / Year 1 Communication and Language / Writing

Question of the week – Does talking to your plant help it grow?

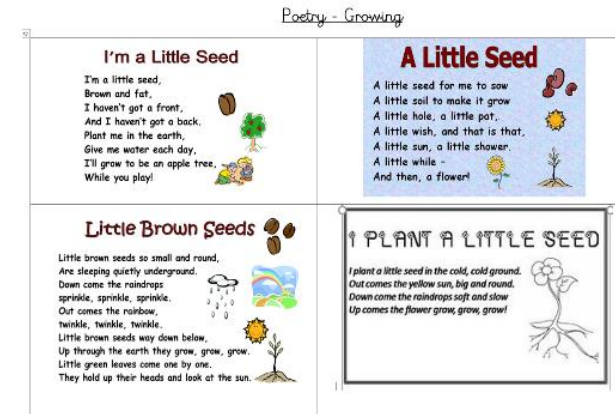
Monday

Read the poems all about growing with your grown up.

Have lots of fun reading them.

Can you read some of them on your own?

Can you find any more poems about growing?



Tuesday

Read through the poems again.

Can you choose your favourite poem and talk about why you like it the most?

Listen for the rhyming pairs, say the rhymes.

Can you make a list of the rhyming words in some of the poems?

Here are some examples.

Growing Rhyming Words

sun	fun
sow	grow
pot	that
shower	flower
sprinkle	twinkle
round	ground
day	play



Growing Rhyming Words



Wednesday

Read the poem 'A little Seed,' by Mabel Watts

Read through the poem again and make a list of adjectives to replace the word 'little' in the poem.

little	
tiny	kind
A small amount of	bit of
small	warm
gentle	short

A Little Seed

A little seed for me to sow
A little soil to make it grow
A little hole, a little pat,
A little wish, and that is that.
A little sun, a little shower.
A little while—
And then, a flower!

Thursday/
Friday

Thursday and Friday's writing task –


Can you write your own 'Little Seed' Poem about growing?
Use the adjectives you found yesterday to help you write the poem.

Reception – You can fill in the gaps on the sheet.

Year 1 – You can fill in the gaps and then copy your poem in your best handwriting onto the writing sheet.
Make sure that you form all of your letters correctly.

I am looking forward to seeing all your work. Please upload it to Purple Mash.



<p>Reading and Comprehension</p>	<p><u>Link to support online Reading</u> https://www.oxfordowl.co.uk/for-home/find-a-book/library-page/?view=image&query=&type=book&age_group=Age+4-5 &level=&level_select=&book_type=&series=</p> <p>Practise your reading and high frequency words daily. Continue to practise reading the sounds in the middle of your reading diary.</p> <p>Talk through as many different stories, fiction and non-fiction books as possible. Discuss the ending of the story and suggest your own ending. Discuss the characters and their feelings. How would you feel in the same situation?</p> <p>Can you write a book review of the book you have just read?</p>
<p>Physical Development/ Health and self-care</p>	<p>We are all practising our football skills in school. Can you continue with your passing skills? Can you dribble in and out of different objects or cones? Can you do a daily workout? We all love boogie beebees on the BBC website. https://www.dailymotion.com/video/xxedly Can your grown up join in and dance too, just have lots of fun? Stay safe, keep active and eat healthily.</p>
<p>Personal and social/ emotional activities</p>	<p><u>Friday Fun Games</u> We have been playing top trumps at school with underwater creatures. Can you top trump your grown up?</p> <p>Remember follow the rules and take it in turns, no cheating Don't worry if you don't always win- it's the fun of playing</p> 

Cosmic Yoga

Practise ways to relax and enjoy just being together as a family.
This is a unique time where we have a little more space in our lives to do this.
Join Jamie with an underwater session that is full of yoga and stories and fun.
Don't forget to invite the other members of your family to join in too.



<https://www.youtube.com/watch?v=LhYtcadR9nw>

Practise ways to relax and enjoy just being together as a family.

Mindful Listening



Have you tried mindful listening? Watch this video to help you practise listening to the world around you:

<https://www.youtube.com/watch?v=H0vLuV8e8Y0>

Poetry - Growing

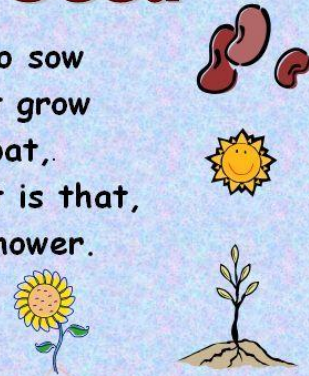
I'm a Little Seed

I'm a little seed,
Brown and fat,
I haven't got a front,
And I haven't got a back.
Plant me in the earth,
Give me water each day,
I'll grow to be an apple tree,
While you play!



A Little Seed

A little seed for me to sow
A little soil to make it grow
A little hole, a little pat,
A little wish, and that is that,
A little sun, a little shower.
A little while -
And then, a flower!



Little Brown Seeds



Little brown seeds so small and round,
Are sleeping quietly underground.
Down come the raindrops
sprinkle, sprinkle, sprinkle.
Out comes the rainbow,
twinkle, twinkle, twinkle.
Little brown seeds way down below,
Up through the earth they grow, grow, grow.
Little green leaves come one by one.
They hold up their heads and look at the sun.





I PLANT A LITTLE SEED

*I plant a little seed in the cold, cold ground.
Out comes the yellow sun, big and round.
Down come the raindrops soft and slow
Up comes the flower grow, grow, grow!*





This is my garden,
I'll plant it with care.
Here are the seeds
I'll plant in there.
The sun will shine.
The rain will fall
The seeds will sprout
and grow up tall.



Planting

I took a little seed one day
About a month ago.
I put it in a pot of soil
And hoped that it would grow.



I poured a little water
To make the soil right.
I put the pot upon the sill,
Where the sun would give it light.




I checked the plant most every day,
And turned it once or twice.
With a little care and water
I helped it grow so nice.



Growing Rhyming Words

sun		fun
sow		grow
pat		that
shower		flower
sprinkle		twinkle
round		ground
day		play

Growing Rhyming Words

A Seed

A _____ seed for me to sow

A _____ soil to make it grow

A _____ hole, a _____ pat,

A _____ wish, and that is that.

A _____ sun, a gentle shower.

A _____ while –

And then a flower!

A Seed

A _____ seed for me to sow

A _____ soil to make it grow

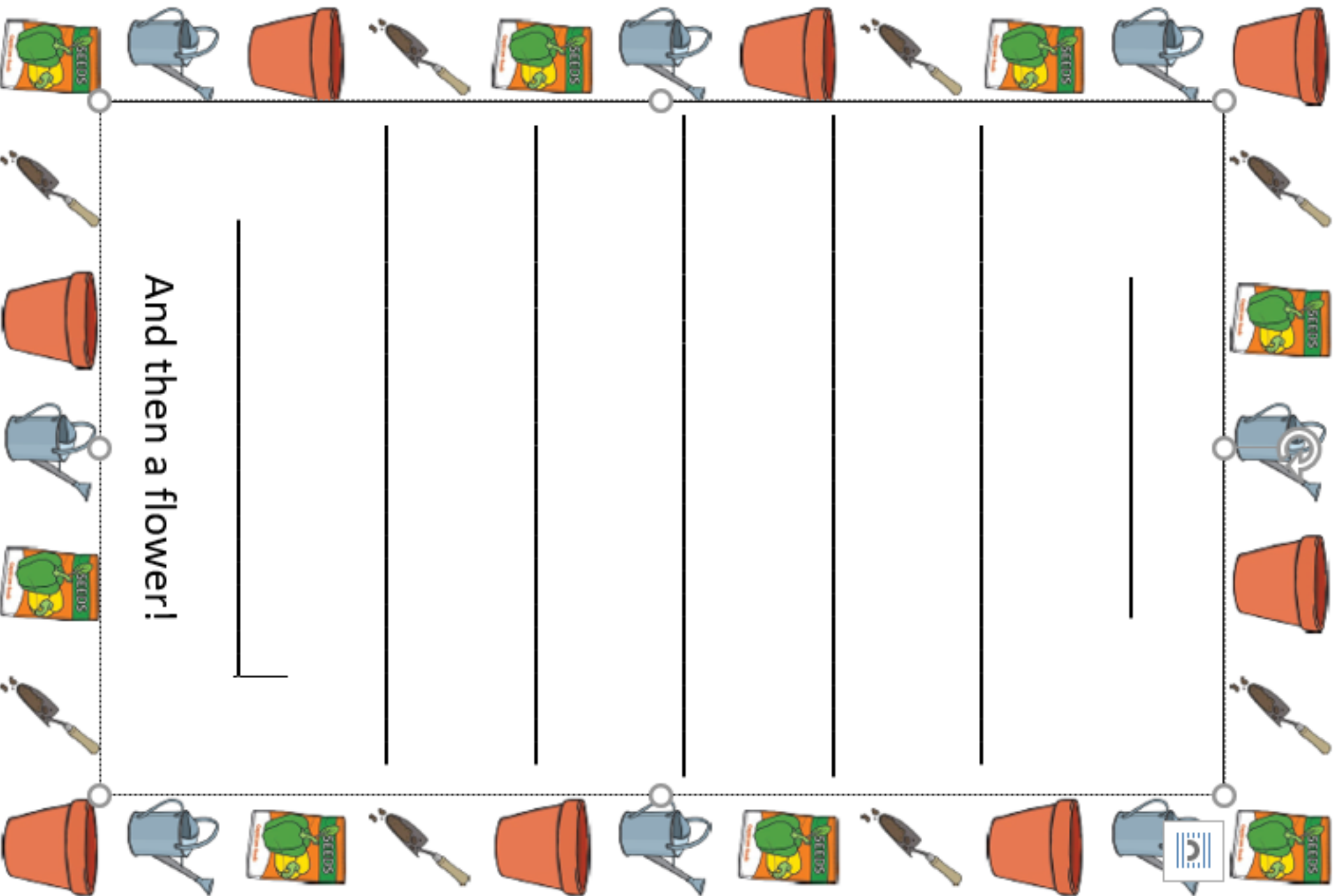
A _____ hole, a _____ pat,

A _____ wish, and that is that.

A _____ sun, a gentle shower.

A _____ while –

And then a flower!



And then a flower!