



Squirrels Bubble

Hackwood Primary – Lockdown Learning

Week Beginning: 01/02/21

Learning Objective and Activities – Blossom and Bloom Spring Term 1

Nursery

Everyday

Wake and Shake:

Every morning we do a 'wake and shake' song to get us ready for our day of super learning. Have a go at one of these 'wake and shake' songs every morning. (These are also a great way to engage our listening ears as soon as we wake up).

Count to 20 and workout - <https://www.youtube.com/watch?v=MVzXKfr6e8>

Shake your sillies out - https://www.youtube.com/watch?v=NwT5oX_mqS0

Move and Freeze - <https://www.youtube.com/watch?v=388Q44ReOWE>

Penguin Dance - <https://www.youtube.com/watch?v=uf0uKmkwnKs>

Silly Pirates Song - <https://www.youtube.com/watch?v=cBcrVzY4hDE>

Tooty Ta - https://www.youtube.com/watch?v=ea4TVg0_8Dk

Boom Chicka Boom - <https://www.youtube.com/watch?v=9nKg4jm4LD8>

Weather Tracking:

Every day when you wake up have a look outside your window. What is the weather like today? Talk to your grown up about the weather and what you might need to wear in this weather. Record the weather on the weather chart provided further down this document. You could cut and stick the weather picture or you could have a go at drawing it yourself. Your grown-ups might need to show you where to draw/stick your picture.

Physical activity:

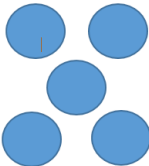


Make sure you are keeping your child is keeping their body and brain active everyday with at least 20 minutes of physical activity. The following links are great for young children and we love doing these at school.

Joe Wicks: Kids workouts to do at home – <https://www.youtube.com/playlist?list=PLyCLOpd4VxBvPHOpzoEk5onAEbq40g2-k>

GoNoodle - <https://www.youtube.com/c/GoNoodle/videos>

Cosmic Kids Yoga - <https://www.youtube.com/c/CosmicKidsYoga/videos>

I hope that we will have some yoga masters by the time we are allowed back to school!

	Phonics Don't forget, phonics is all about using your listening ears!	Maths Number 5	Topic 'Blossom and Bloom'
Monday	<p><u>Adjust the volume</u></p> <p>Sing different nursery rhymes and songs with your grown up. Can you sing it quietly? Can you sing it loudly?</p> <p>Now you can find something around the house to play as an instrument. This could be two wooden spoons, an empty tub, etc. Can you play the instrument quietly? Can you play the instrument loudly?</p>	<p>Watch this Numberjacks video all about the number 5 -</p> <p>https://www.youtube.com/watch?v=ONAGNB UVPWEE</p>	<p>Listen to this song about what plants need to grow -</p> <p>https://www.youtube.com/watch?v=dUBIQ1fTRZl . It might help to listen to it a few times.</p> <p>Now talk to your grown up about what a plant needs to grow. (Focus mainly on these 3 needs: sun, soil and water. They will learn more about the other two needs when they are in Reception.)</p> <p>Why does a plant need the sun? What does water do? Why does a plant need soil?</p>
Tuesday	<p><u>Listening game</u></p> <p>Use the link below to play the sound guessing game – today's game is all about vehicle sounds. Some of these sounds you will have heard before and some of these sounds might be new! Once you have heard a sound, pause the video and talk to your child about what they heard. What made that sound? Have they heard that sound before?</p> <p>https://www.youtube.com/watch?v=Kv5mxMZu0z8</p>	<p>Make a group of 5 objects (cars, Lego bricks, teddies, etc.) and ask your child to count how many you have. Arrange them into different patterns and ask them again how many you have. You could arrange them in the following ways:</p> <div style="text-align: center;">    </div> <p>Now can you find 5 objects and bring them back to your grown up?</p>	<p>Miss Dudson has forgotten what she needs to make her plant grow. Can you help her sort what things she needs? Use Topic Sheet 8. Point to the objects that we need to help our plants grow.</p>

Wednesday	<p>Roly Poly Practise the rhyme with the actions (rotating hand over hand as in the song ‘Wind the bobbin up’). “Ro ... ly ... po ... ly ... ever ... so ... slowly Ro ... ly ... poly faster.” (Increase the speed of the action as you increase the speed of the rhyme.) If you’re feeling up for it, add new verses such as: Stamp ... your ... feet ... ever ... so ... slowly Stamp ... your feet faster.</p>	<p>Today you will need the number formation sheet (Maths Sheet 14) to practice writing your numbers. Remember to start from the red dot.</p> <p>Have a go at this fun online maths game: ‘Underwater Counting’ - https://www.topmarks.co.uk/learning-to-count/underwater-counting</p>	<p><u>Here are some books to support the topic (you don’t have to watch them all):</u></p> <p>We are growing – by Laurie Keller https://www.youtube.com/watch?v=aRCW31eWodA</p> <p>How a seed grows – by Helen Jordan https://www.youtube.com/watch?v=O_6J4PeVo3A</p> <p>We plant a seed – by Sharon Gordon https://www.youtube.com/watch?v=zxl6Kiy7NPI</p>
Thursday	<p>Rhyming Pairs Use Phonics Sheet 1 with the pictures of objects that rhyme. Start off by pointing to one object (saying the word at the same time) and then pointing to another word that rhymes. Do this a few times so that the child hears a few rhyming words. Now point to two words and say “Does dog rhyme with log? Dog, log.”, “Does cat rhyme with box? Cat, box.”</p>	<p>Complete 2 of the home learning challenges on Maths Sheet 12.</p>	<p>Use Topic Sheet 9 today. Cut around the flowers carefully. Now count the flowers in each bunch and match them to the correct number pot.</p>
Friday	<p>Rhyme and freeze Play the rhyme and freeze song. The instructions are explained in the video. https://www.youtube.com/watch?v=cSPmGPIyykU</p>	<p>Today you will need Maths Sheet 13. Have a go at finding all of the things that show 5.</p>	<p>Today you can have a go at some mindfulness flower colouring. You will find this on Topic Sheet 7.</p> <p>I have put plenty of colouring pages in the pack, so you could do as many as you want or you could do it as a whole family activity for mindfulness.</p>

Reading

Try to read a book everyday with your grown-up. This could be one that you have on your book shelf at home, one that you make up and act out with puppets/teddies or your school reading book.

Virtual Story time with Miss Dudson

Monday – ‘Why I Love my Friends’ by Daniel Howarth

<https://youtu.be/3j-qiUw1BI>

Tuesday – ‘Herbie’s Big Adventure’ by Jennie Poh

<https://youtu.be/SJgYCraxpmU>

Wednesday – ‘Never Shake a Rattlesnake’ by Michaela Morgan

<https://youtu.be/dvB54byHYUU>

Thursday – ‘The Baby Who Wouldn’t Go to Bed’ by Helen Cooper

<https://youtu.be/cTKrd1V28dc>

Friday – ‘Wonky Donkey’ by Craig Smith

<https://youtu.be/yl1C9sbmXXQ>

Weekly weather chart

Monday	Tuesday	Wednesday	Thursday	Friday



clouds



rain



snow



sun



wind



storm

Maths: All about the Number Five

Home Learning Challenges

Hidden around the page are 5 balloons. Can you find them all? Can you colour each balloon a different colour? How many colours did you use?

5

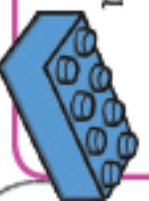
Carefully, draw around your hand on a piece of paper. Point to each finger you have drawn to count them. Can you count your fingers? How many fingers do you have on each hand?

Have a look at a reading book. Can you find the page numbers? Can you find page 5? Can you see the number 5 on this page too? Can you trace over the numbers at the bottom of the page? You could try writing the number 5 on your own too.


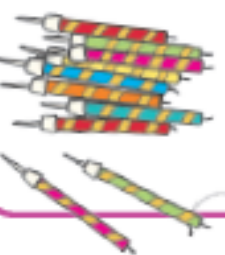
Polly Parrot likes eating fruit and vegetables, and tries hard to eat 5 pieces each day. Yesterday, Polly ate an apple, an orange, a banana, a carrot and a tomato. How many things did Polly eat? Did she manage to eat 5? Try drawing a picture to help you.



Carefully, count 5 building bricks from a larger set. Use the 5 bricks to build a tower. Can you use the 5 bricks to build a different model?



Today is Teddy's birthday! He is 5 years old. Can you create a birthday cake for teddy with 5 candles? Maybe, you could ask a grown-up to help you to bake a cake or you could draw or paint a picture of teddy's birthday cake. You could also use some playdough or paper shapes. Make sure you count 5 candles carefully onto your cake creation!



5 5 5 5 5


I Spy Number Five

Maths Sheet 13

Find and circle all of the number fives.

5


6



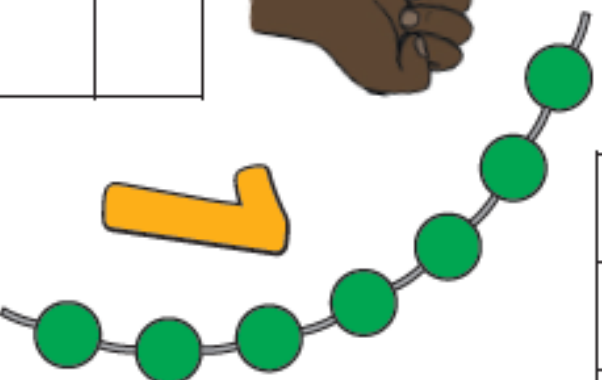
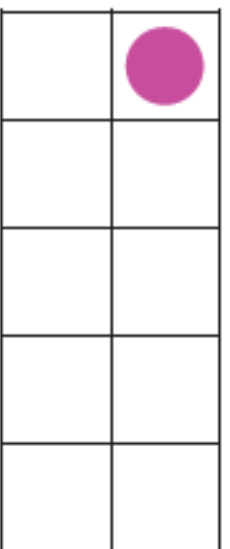
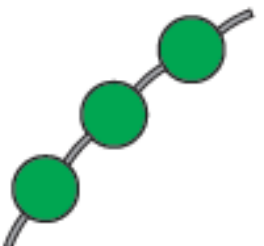
8




5



3

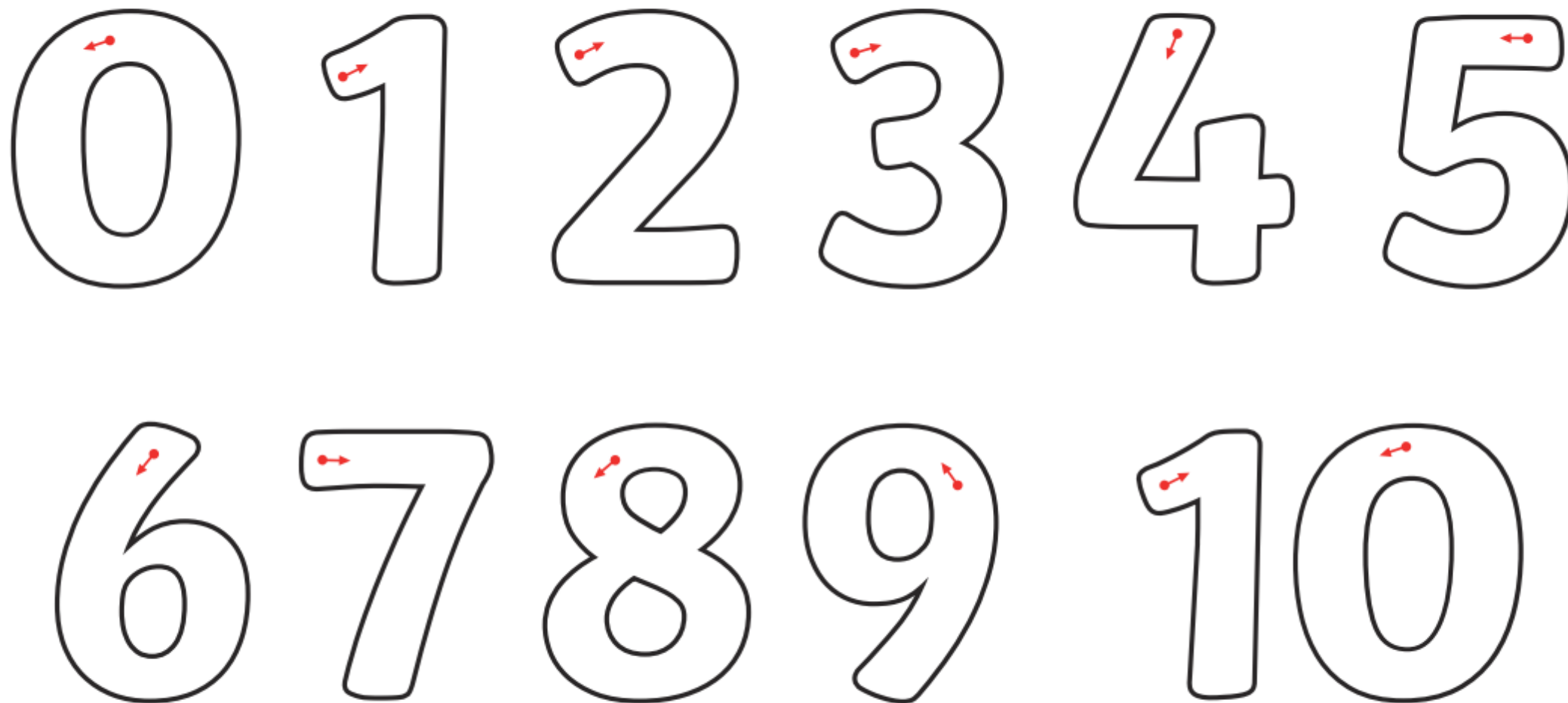



7



Number Formation


Can you trace the numbers?













Chocolate




Bed



Water



Sun




Toothbrush



Soil



cat



bat



hat




log



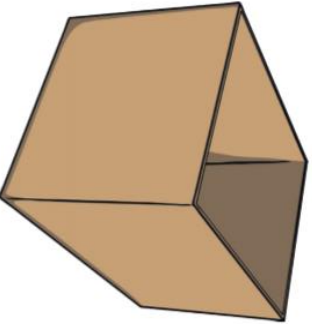
frog



fox



dog



box



socks

Flower Pot Counting Activity

Can you count the flowers and match them to the correct pot?



Flower Pot Counting Activity

Can you count the flowers and match them to the correct pot?

