

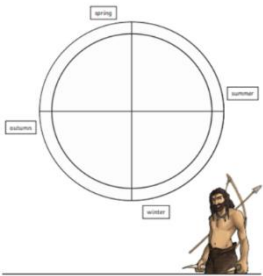


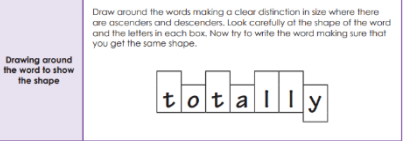


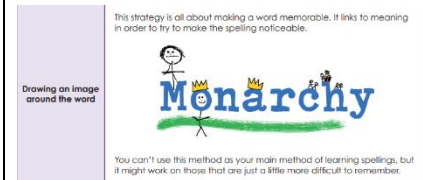
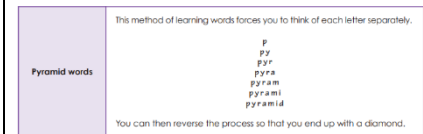
Hackwood Primary – Learning from Home



Week Beginning: 08.02.21

Learning Objective and Activities

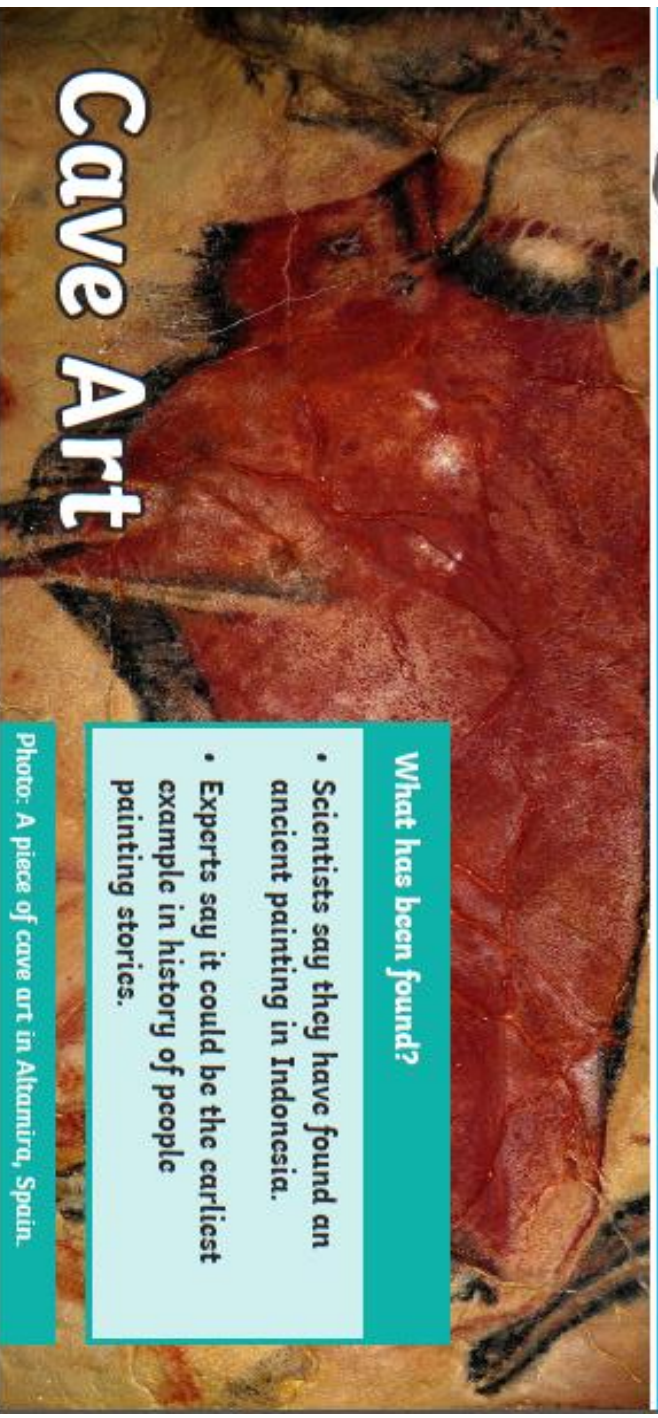
	English	Maths	Topic	Other
Monday	<p><u>Features of a Newspaper</u></p> <p>BREAKING NEWS!-</p> <p>A Surprising Stone Age cave painting has been discovered on the wall of Hackwood Primary Academy!</p> <p>Look at the photographs (below) of a Stone Age Cave/Wall painting discovered at Hackwood. Write down some questions you might have about it. Then recap the features of a Newspaper. Read the copy of the newspaper report “Cave Art” and answer the comprehension questions (see attachment below). YEAR 2 – don’t worry about answering question 6. Can you find, highlight and label all the features?</p> <p>-Title</p> <p>-Paragraphs</p>	<p>Year 3 https://whiterosemaths.com/homelearning/year-3/week-2/</p> <p>Year 2 https://whiterosemaths.com/homelearning/year-2/week-3/</p> <p>If there is an “activity” PowerPoint this means that there is no sheet to go with this.</p> <p>Have a go at one of these each day and keep up with TT Rockstars, I’ve been checking your scores and I can see that some have you have been practising!</p> <p>Check Purple Mash each day for an extra activity or game.</p>	<p>Stone Age Meal Research</p> <p>This week we will be having a Design and Technology focus to finish our Stone Age unit. Your task for this week will be to create a Stone Age meal using the food found and used during the Stone Age.</p> <p>Using the information attached, choose some ingredients to make your meal. Read the information carefully as not all of the food is edible!</p> <p>Record your information on paper showing which ingredients you will use and why. You can also complete the Season Wheel below to help you to organise your findings.</p>	<p><u>PE and Well Being</u></p> <p>Each week I’m going to be setting you some challenges to help to keep you happy and healthy.</p> <p>This week I’d like you to think about:</p> <ol style="list-style-type: none"> 1. Short burst activities 2. Daily mindfulness <p>Below are some activities you could try or you can have a go at some of your own.</p> <p><u>Spellings</u></p> <p>Here are your spellings to learn this week and <u>remember to check your To Do’s on Friday to complete your spelling quiz.</u></p>

	<p>-Images</p> <p>-Captions</p> <p>-Speech</p> <p>- Different sentence types (<i>statement, question, command, exclamation</i>)</p>			<p>Year 3</p> <p>division</p> <p>abrasion</p> <p>sentence</p> <p>various</p> <p>regular</p> <p>immovable</p> <p>supersonic</p> <p>superfine</p> <p>superficial</p> <p>excursion</p> <p>piece</p> <p>vein</p> <p>incomplete</p>
Tuesday	<p>Features of a Newspaper- Speech and Inverted Commas</p> <p>Today we are going to learn about inverted commas and speech. Watch the video on BBC Bitesize-</p> <p>https://www.bbc.co.uk/bitesize/topics/zvwwxnb/articles/ztcp97h</p> <p>Then have a go on the online quiz game.</p>  <p>Watch the story - The 1st Drawing, pay close attention to the speech.</p>		<p>Design</p> <p>Today you will need to design your meal by creating a recipe.</p> <p>Think about how much of each ingredient you will need and how you will prepare it. Remember, in the Stone Age people didn't have ovens! You may choose not to cook your meal, but to serve it cold.</p> <p>See attached recipe if you are stuck for ideas!</p> <p>Use the recipe template below to help you or you could use the recipe template on Purple Mash set in your 2Do's folder.</p> 	<p>Year 2</p> <p>little</p> <p>terrible</p> <p>possible</p> <p>too</p> <p>tunnel</p> <p>hospital</p> <p>general</p> <p>climb</p> <p>most</p> <p>called</p> <p>As a reminder here are some of the method we have learnt in class to help us learn our spellings.</p> 

	https://www.youtube.com/watch?v=k-ll_EcO838 Then look at the punctuation practice worksheet (attachment below) with some extracts from the story. What punctuation is missing? Can you put the inverted commas in the correct place?			 <p>This strategy is all about making a word memorable. It links to meaning in order to try to make the spelling noticeable.</p> <p>Drawing an image around the word</p> <p>You can't use this method as your main method of learning spellings, but it might work on those that are just a little more difficult to remember.</p>
Wednesday	Plan- Newspaper Report Today we are going to plan what we will include in the Newspaper report. Watch the video below to remind you about the cave art found so far around the world. https://www.youtube.com/watch?v=ZjejoT1gFOc Then use the plan template (see attachment below) to plan out what you are going to include in each section of your report. Write the title, subheadings and summary of each paragraph using bullet points.		Make Today is the day to follow your recipe and make your Stone Age meal! Remember to ask an adult to support with your preparation of the ingredients and with measuring amounts. If you can't make your meal, then you could draw it or make a model of your meal. Please upload your pictures so we can see your fantastic work!	 <p>This method of learning words forces you to think of each letter separately.</p> <p>Pyramid words</p> <p>You can then reverse the process so that you end up with a diamond.</p> <p>Year 2 Also check your Purple Mash to have a practise of your phonics using the phonics games and quizzes. Some are set in your To Dos already.</p> <p>If you complete these find more in the English section of Purple Mash.</p>
Thursday	Write up- Newspaper Report Today we are going to write up the 1 st draft of your Newspaper report. Make sure you have your plan and look at the success criteria (see below). On the 1 st draft Newspaper template (see attachment below) or a piece of paper neatly write up your Newspaper		Evaluate Today you will need to evaluate your Stone Age meal. This is when you think about what was really good, what wasn't good and how it could be improved. Answer the following questions below to complete your evaluation.	Spelling Practise See if you can use your spelling words in sentences. Check that your words are spelt correctly and that your sentences make sense.

	<p>report. Remember to write the title and subheadings and use speech. Use the Stone Age word mat (see attachment below) to help you with spelling key words.</p>		<ul style="list-style-type: none"> • What were you hoping to achieve? • What worked well? • What challenges did you face? • How did you overcome these challenges? <p>What would you change for next time?</p>	
Friday	<p><u>Edit and Publish on Purple Mash</u></p> <p>Today we are going to produce the final version of the Lakeside Cave Painting Newspaper,</p> <p><u>EDIT</u> Check your work against the success criteria and ask a parent or older sibling to help you spot any corrections that need to be made.</p> <p><u>PUBLISH</u>- Take your time!</p>  <p>Then write up your newspaper report using the special programme on Purple Mash, the 'ToDo' programme is called Blank Newspaper-Cave Painting at Lakeside</p>		<p>Safer Internet Day</p>  <p>Today is Safer Internet Day. We all know that being safe on the internet is really important, but why? Watch The SMART Crew on their adventures and learn about internet safety. https://youtu.be/6RdEVRpTMR4</p> <p>Then have a look at the INTERLAND game (part of Google's 'Be Internet Awesome' initiative) on: https://beinternetawesome.withgoogle.com/en_us/interland</p> <p>Interland is a brilliant online game where children have to</p>	<p>Spelling Quiz</p> <p>Complete the spelling quiz on Purple Mash or ask somebody to test you on your spellings.</p>

	<p>Use it to write up all the parts of your newspaper report. When you have finished don't forget to 'save' and 'hand in' so that your teacher can see it and give you feedback.</p> <p>Check the success criteria to make sure you have included everything. Use the Purple Mash help guide (see attachment below) to help you understand the Purple Mash programme more.</p>		<p>navigate around the different e-safety worlds and answer questions to get onto the next level.</p> <div data-bbox="1361 316 1491 491"></div> <p>Meeting Up with a Gamer</p> <p>Once you have finished – check on your 2Do's on Purple Mash – There are two focusing on Internet Safety</p> <div data-bbox="1346 754 1516 922"></div> <p>Internet Safety</p>	
--	---	--	--	--



Cave Art

Photo: A piece of cave art in Altamira, Spain.

Oldest Story Found in Indonesia

It's said that a picture paints a thousand words! Well, one painting could help us find out more about the past. Scientists say it's the oldest example of a story.

In the **journal** 'Nature', they say the painting is around 44,000 years old. The painting is in a limestone cave on the island of Sulawesi, Indonesia. Indonesia is a country of around 17,000 islands, between the Indian and Pacific Oceans.

The painting shows **supernatural** creatures and people hunting warty pigs and dwarf buffaloes.

"It's quite amazing," said Maxime Aubert, an **archaeologist** from Griffith University, Australia. He also said: "it's the first time we see that in rock art".

So what was life like when the painting was made 44,000 years ago? It was created during a time called the Stone Age.

It's called this because humans made weapons and tools from stone then. It lasted for a long time.

- What has been found?**
- Scientists say they have found an ancient painting in Indonesia.
 - Experts say it could be the earliest example in history of people painting stories.

The painting in Sulawesi was made in the Palaeolithic **era**. There was when humans lived in caves. They moved around to hunt for food and did not live in the same place all the time.

The team of scientists are trying to protect this fragile painting. The limestone on the cave is crumbling.

There are around 240 caves in Sulawesi. Experts think these could tell us more about our distant past.

Glossary

journal An expert magazine.

supernatural Something that isn't normal.

archaeologist Someone who studies the past through looking at objects that have been left behind.

era A time in history.

Questions

1. In which country was the painting found?

- ☐ China
- ☐ Indonesia
- ☐ New Zealand
- ☐ UK

2. Find and copy three facts that are given about the painting in the story.

1. _____

2. _____

3. _____

3. How do you think the archaeologist Maxime Aubert feels about the painting? Explain your answer.

4. 'The team of scientists are trying to protect this fragile painting'.

Tick the word that is closest in meaning to the word 'fragile'.

- ☐ breakable
- ☐ clear
- ☐ pretty
- ☐ unusual

5. What do you think the archaeologists will do did next in Indonesia?

6. Write a summary of the story in 15 words or fewer.

The First Drawing Book - Punctuation Practice

Read through the extract from the story. There is a lot of missing punctuation. Can you put in all the inverted commas, full stops, commas, apostrophes, question marks and exclamation marks that are missing?

. , ' ? ! ""

You love to watch animals you see them everywhere
You see them at the river where they come to drink
Horses giant elk reindeer woolly rhinoceroses bears
sometimes lions and more



You see the grand white and grey clouds that drift over the valley
Their ever changing shapes look to you like a parade of animals
Papa that cloud looks like a woolly mammoth
It looks to me says your father like... a cloud
You wonder... why cant they see what I see



When collecting stones for spearheads and
knives you think some look like animals too
Mama this stone looks like a bear
To me says your mama looks like... a stone
You wonder... why cant they see what I see

Look mama galloping horses on the ceiling
What horses there are no horses go to sleep
They call you child who sees what isnt there
How can you make them see what you see



Cave Painting found at Lakeside! Newspaper Plan-

Catchy Headline-			
	Theme of paragraph <i>What is this paragraph about?</i>	Summary of paragraph- <i>What has happened?</i> <i>What will you write about?</i> <i>What speech will you include?</i>	Key words or phrases to include- <i>Amazing Adjectives</i> <i>Awesome Adverbs</i>
Paragraph 1-			
Paragraph 2-			
Paragraph 3-			

Purple Mash - Newspaper Template

A guide on how to make a fantastic Newspaper
Report on purple mash.



FONT- Click on the writing box you wish to change so the light blue frame appears around it. Then click the **A** to change the colour, size shape and direction of your text.

TEXT BOX
(Writing)- Write in a text box for each paragraph. Don't forget to include different sentence types.

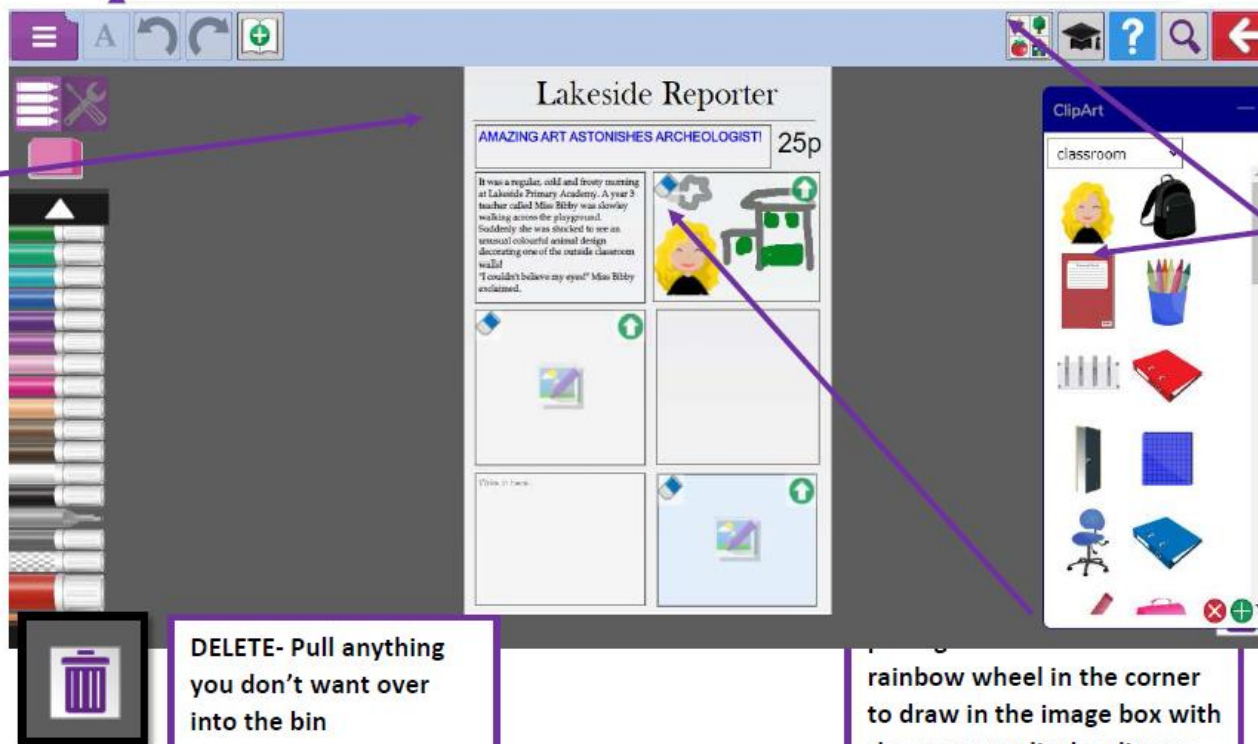
Don't forget to name your newspaper and write a title.

SAVE- Make sure you save and hand in the work so your teacher can see it.

CLIP ART- Use the menu to pick an image. Drag it onto your page. Minimise 'clip art' with the little line at the top to find the bin.

DELETE- Pull anything you don't want over into the bin

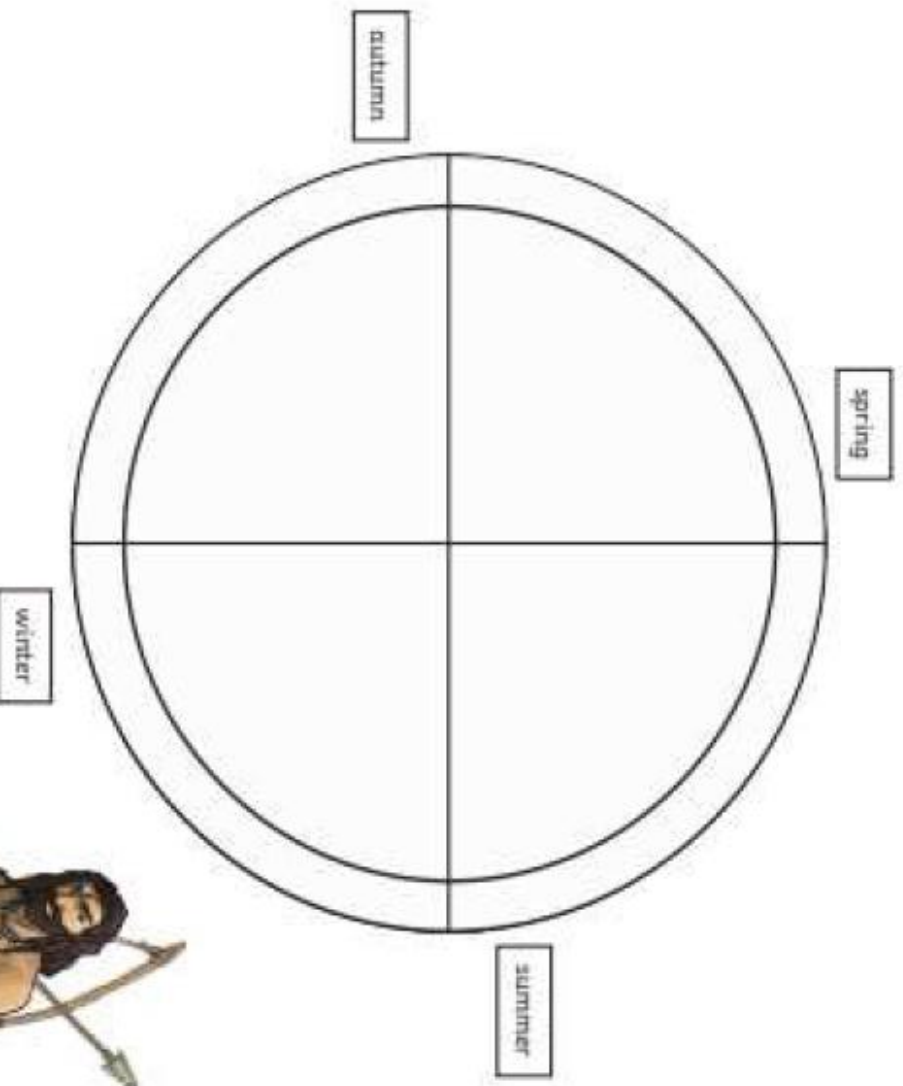
rainbow wheel in the corner to draw in the image box with the pens or edit the clip are image.



Stone Age Survival – Seasons Wheel

Draw or stick a picture of the food you gathered or hunted on to the correct season on the plate.

- In which seasons were you able to gather the greatest variety of food?
- You can hunt animals all year round. When do you think it would be easiest to hunt them? When would it be most difficult? Do you think the animals would migrate? Would this be a problem for stone-age hunter-gatherers? Using what you have learnt, write the name of the stone-age animal in the best season to hunt it.





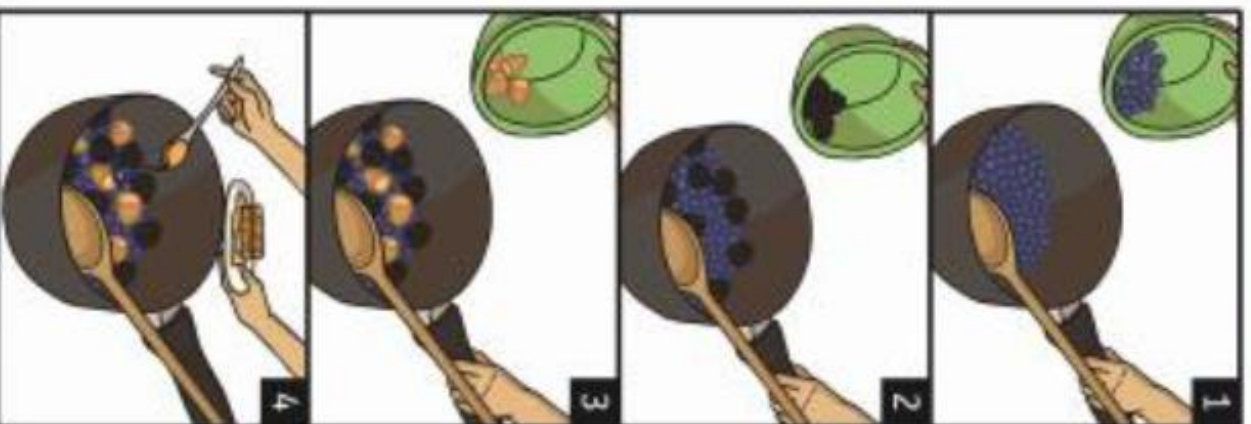

30
mins

STONE AGE Stewed Fruit Recipe

You will need...

500g blueberries
500g blackberries
200g hazelnuts
6 tbsp honeycomb

a stove
a large pan
wooden spoon
a ladle
table spoon



1. Add the blueberries to the pan.
2. Add the blackberries to the blueberries. Using a wooden spoon mix them together - make sure you do this gently so you don't crush the fruit.
3. Add the hazelnuts and carefully mix it all together.
4. Add the honeycomb and transfer the pan to the stove (you might need to ask an adult for help with this). Bring the mixture gently to the boil.
5. Simmer the mixture very carefully for 20mins. Leave to cool then transfer to a serving bowl.



Mindfulness

Sometimes it's easy to look back to the past and wish things were different or run ahead to the future. Instead, it can be really useful to be in the present moment, be still and enjoy what is around you...



Get Set 4
Education



5 things
you can **see**



4 things
you can **hear**



3 things
you can **touch**



2 things
you can **smell**



1 thing you
can **taste**



Get Set 4 P.E.

5 minute movement challenge

What you need: A little space and a timer.

How to play:

- You have 5 minutes, how many times can you complete this circuit?

- 10 x star jumps
- 5 x lunges on each leg
- 10 x touch your toes and jump

Or choose your own
exercises to use.



Keep a steady breath throughout.



Get Set 4 PE.

Balance

What you need: A little space so tuck your chairs in.

How to play:

- Pupils stand and practise balancing on one foot and then the other foot.
- Hold each for 30 seconds.
- Rest and repeat, this time trying with their eyes shut x 3 on each foot.
- Explore standing on one foot and reaching to the floor.

Top tip: squeeze your abdominal muscles and focus on something still to balance.





Get Set 4 PE.

Chair workout

What you need: One chair per pupil.

How to play:

Pupils move their chairs back from their table and complete the following exercises.

- **Squats** : sit on chair and stand x 20
- **Leg extensions** : Place ankles together, hold onto the sides of the chair. Raise your feet to 180 degrees. Bend and straighten your legs x 20
- **Lunges** : Stand and hold on to the back of the chair. Lunge by stepping backwards alternating feet x 20

Repeat

