




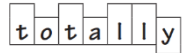




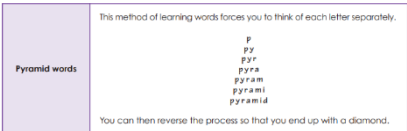
Hackwood Primary – Learning from Home


Week Beginning: 22.02.21

Learning Objective and Activities

	English	Maths	Topic	Other
Monday	<p>Focus: Performance Poetry <u>Adventures of Isabel</u></p> <p>Watch the clip below of the poem 'Adventures of Isabel' read by the author Ogden Nash. https://poetrylessons.wordpress.com/2015/01/13/the-adventures-of-isabel-by-ogden-nash/</p> <p>Now read the poem for yourself using fun voices for each character. What do you notice about the poem? What type of character is Isabel? How would you feel if you were her? What did you expect to happen in the poem?</p> <p>Your task is to brainstorm and write a character description about Isabel using exciting adjectives. Use the questions above to help you. You can draw your own picture of Isabel or use the body template included.</p>	<p>Year 3 https://whiterosemaths.com/homelearning/year-3/week-3/</p> <p>Year 2 https://whiterosemaths.com/homelearning/year-2/week-5/</p> <p>If there is an "activity" PowerPoint this mean that there is no sheet to go with this.</p> <p>Have a go at one of these each day and keep up with TT Rockstars, I've been checking your scores and I can see that some have you have been practising!</p> <p>Check Purple Mash each day for an extra activity or game.</p>	<p>Violent Volcanoes! Definition matching game.</p> <p>What is a Volcano? Watch the short introduction to volcanoes video- https://www.youtube.com/watch?v=V863xR0Y2qk</p> <p>Write down any word or phrases used in the video that you don't know. Then look at the matching game cards. There are a variety of new key words, images and definitions. Cut out and turn over all of the cards. Then take it in turns to turn over 3 cards (a picture, definition and key word). If they match keep the set. You can play by yourself or with someone else. The person with the most cards matched at the end wins. Finally make a vocabulary poster by sticking down your matching cards. If you don't have a copy of the cards you can make your own. Use the website to help you find information.</p>	<p>PE and Well Being</p> <p>Each week I'm going to be setting you some challenges to help to keep you happy and healthy.</p> <p>This week I'd like you to think about:</p> <ol style="list-style-type: none"> 1. Creative Games 2. Feelings <p>Below are some activities you could try or you can have a go at some of your own.</p> <p>Spellings Here are your spellings to learn this week and remember to check your To Do's on Friday to complete your spelling quiz.</p> <p>Year 3</p>

			http://www.primaryhomeworkhelp.co.uk/mountains/glossary.html	action mention position solution fiction option caution relation introduction construction Year 2 Megan's Ravi's girl's child's man's boy's bike's computer's school's parent's
Tuesday	<p><u>How can we remember a verse of a poem?</u></p> <p>Read the poem once more using silly voices for each character. Choose one of the verses and draw your own story map for that verse. E.g. If you choose verse one the first line reads, 'Isabel met an enormous bear,' you might draw a picture of a girl and an enormous bear.</p>  <p>The second line reads 'Isabel, Isabel, didn't care;'</p>		<p>Violent Volcanoes! The Earth's Layers</p> <p>Watch the short video on the different layers inside our earth and how a volcano is created.</p> <p>https://www.bbc.co.uk/bitesize/clips/zwxn39</p> <p>Each layer of the earth is thought to be very different. These layers are</p> <p>The Crust The Mantle The Outer Core and Inner Core</p>  <p>Complete the Earth Layers sheet (attached below) by matching the labels and colouring it in. If you don't have a copy of the sheet you can draw</p>	<p>As a reminder here are some of the method we have learnt in class to help us learn our spellings.</p> <div data-bbox="1711 1086 2136 1230"> <p>Draw around the words making a clear distinction in size where there are ascenders and descenders. Look carefully at the shape of the word and the letters in each box. Now try to write the word making sure that you get the same shape.</p>  </div> <div data-bbox="1711 1270 2136 1445"> <p>This strategy is all about making a word memorable. It links to meaning in order to try to make the spelling noticeable.</p>  <p>You can't use this method as your main method of learning spellings, but it might work on those that are just a little more difficult to remember.</p> </div>


	 <p>This shows a picture of a girl yawning as if she doesn't care. Do this for the whole verse.</p>		<p>your own Earth showing the different layers and then label and summarise the layers. Then complete the purple mash ToDo.</p>	
Wednesday	<p><u>Matching archaic vocabulary to the correct definition.</u></p> <p>Practice the poem Adventures of Isabel again. Use your story map from yesterday to help you. Remember the characters voices too! Think about how each character might sound and move. In this poem there are a some words you may not have heard before like rancour and cavernous. These can be called archaic. Archaic means something which is old fashioned and may not used much today. You are going to play a vocab matching game using some archaic words. Look at the words and their definitions for today's learning. Either cut them up or write them down on a piece of paper and jumble them up. Now try to match the words with their definitions.</p>		<p>Violent Volcanoes! Sequencing Eruptions!</p> <p>Watch this video about how Volcanoes are formed and how they erupt! https://www.youtube.com/watch?v=VNGUdObDoLk</p> <p>Then use the comic strip (attached below) to sequence the different stages of an eruption. Write a short caption for each image/ drawing. Don't forget to label the volcano images. If you don't have a copy of the comic strip don't worry, you can make your own and draw your own images of the volcano and label them.</p>	<p>Year 2</p> <p>Also check you Purple Mash to have a practise with your phonics using the phonics games and quizzes. Some are set in your To Dos already.</p> <p>If you complete these find more in the English section of Purple Mash.</p>
Thursday	<p><u>What skills are needed to perform well to an audience?</u></p> <p>Watch the BBc Bitesize clip with Joe Coelho to find out how to perform poetry.</p>		<p>Violent Volcanoes! Tectonic plates, oceans and continents.</p> <p>Re-watch the video from yesterday and focus specifically on listening to the information all about tectonic</p>	<p>Spelling Practise</p> <p>See if you can use your spelling words in sentences. Check that your words are spelt correctly</p>

	<p>https://www.bbc.co.uk/teach/class-clips-video/english-ks1-ks2-understanding-poetry/zdwxbdm</p> <p>Using the tips from the video act out the Adventures of Isabel. Think about what actions you could use to deliver the lines.</p> <p>What would your face look like? How would you stand / sit / lie? Is it an exciting poem with LOUD words or a quiet poem that should be spoken or whispered?</p>		<p>plates. Pause the video at 50seconds.</p>  <p>This world map shows the different locations of volcanoes and shows the 'Ring Of Fire' where the most volcanoes are!</p> <p>Research and label the different oceans and continents on a copy of the world map. Then highlight and label on your own map where the ring of fire is.</p> <p><i>What continents does it go through? What oceans does it go through? What countries is it near?</i></p>	<p>and that your sentences makes sense.</p>
Friday	<p><u>Showtime!</u></p> <p>Today you will perform the poem 'Adventures of Isabel' to your family and friends.. This can be the whole poem or a verse you have rehearsed really well. Try and perform the poem without using the words. You can record your performance to</p>		<p>Violent Volcanoes!</p> <p>Creating new land and fossils</p> <p>Volcanoes are vital in forming new fertile land and have contributes to the formation of fossils.</p> <p>Watch the short video about how fossils are formed on BBC Bitesize and have a go at the quiz underneath.</p>	<p>Spelling Quiz</p> <p>Complete the spelling quiz on Purple Mash or ask somebody to test you on your spellings.</p> <p><u>Other useful websites for home learning</u></p>

share with others online (remembering the online safety rules).

Remember all of those performance skills you practiced yesterday to give your best performance yet. 'Break a leg!'

Once you have performed, log into Purple Mash and complete the 2Do set on Michael Rosen Performance.



<https://www.bbc.co.uk/bitesize/topics/z9bbkqt/articles/z2ym2p3>



Then read the information all about fossils and answer the comprehension questions. (see below)

Read books online with MyOn: www.myon.co.uk

Hone your times tables skills:

www.ttrockstars.com

Take a reading quiz on

Accelerated Reader:

<https://ukhosted89.renlearn.co.uk/2236053>

Keep up with the latest news:

https://www.bbc.co.uk/newsround/news/watch_newsround

A bit of everything

<https://www.bbc.co.uk/bitesize/articles/zvqgsk7>

A bit of everything

<https://www.twinkl.co.uk/home-learning-hub>

Maths

<https://whiterosemaths.com/homelearning/>

Science

<https://www.stem.org.uk/home-learning>

Reading

<https://home.oxfordowl.co.uk/>

Remember, the CBBC Channel will be airing 3 hours of primary-based learning programmes every weekday from 9am.

Adventures of Isabel by Frederic Ogden Nash

Isabel met an enormous bear,

Isabel, Isabel, didn't care;

The bear was hungry, the bear was ravenous,

The bear's big mouth was cruel and cavernous.

The bear said, "Isabel, glad to meet you

How do, Isabel, now I'll eat you!"

Isabel, Isabel, didn't worry,

Isabel didn't scream or scurry,

She washed her hands and she straightened her hair up,

Then Isabel quietly ate the bear up.

Once in a night as black as pitch

Isabel met a wicked old witch,

The witch's face was cross and wrinkled

The witch's gums with teeth were sprinkled.

"Ho, ho, Isbell," the old witch crows,


"I'll turn you into an ugly toad!"

Isabel, Isabel, didn't worry,

Isabel didn't scream or scurry,

She showed no rage and she showed no rancour,

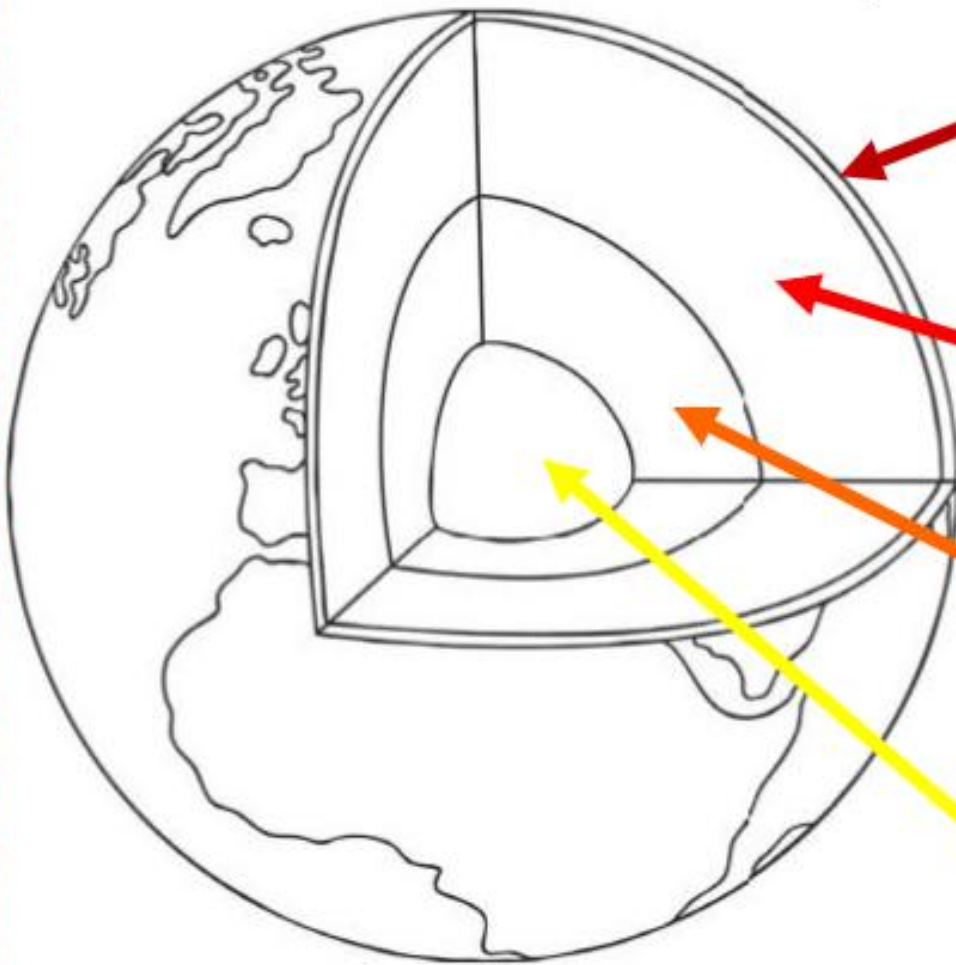
But she turned the witch into milk and drank her.



Ravenous	Starving or very hungry
Cavernous	Something that is huge, deep and dark like a cave
Scurry	To move very fast
Crowed	To speak in a proud manner – can sometimes be seen as showing off
Rancour	Hate or bitterness
Self reliant	To not need help from anyone
Grind	To crush something into a powder
Zwieback	Small, hard toast
Satchel	Leather bag
Concocter	Makes or creates something with ingredients
Cured	To make better

The Earth's Layers

Label and summarise what each of the Earth's layers are thought to be.



Red box for labeling the Crust.

Red box for labeling the Mantle.

Orange box for labeling the Core.

Yellow box for labeling the Inner Core.

Volcano Vocabulary Matching Game

Cut out the following definitions and read them carefully. Match each definition to the correct volcanic vocabulary word. Then try to match the correct picture to match each of the key words and definitions.

The layer between the crust and the outer core of the earth.

Molten rock flowing from the vent of a volcano during an eruption.

The rocky outer layer of the earth.

A light, porous volcanic rock formed when lava cools.

A vent in the earth's surface from which lava and gases pour during an eruption.

The centre of the earth which is made of nickel and iron.

A volcano that hasn't erupted recently and is not expected to erupt again.

Molten (liquid) rock beneath the earth's surface.

A volcano which has not erupted recently but is expected to erupt again.

The name of the process in which solids, liquids or gases are expelled through a vent in the earth's surface.

Tiny pieces of rock or lava blasted into the air during a volcanic eruption.

A volcano that has erupted recently or is erupting now.

mantle

volcano

magma

active

pumice

lava

eruption

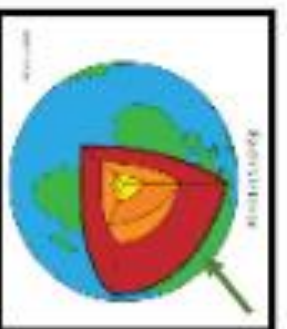

ash

extinct

crust

dormant

core



World Map

Continents and Oceans Labelling

Where is the Volcanic Ring of Fire?



Add it on



What you need: Music

People: 2 or more

Play: Inside



How to play:

- One person shows everyone else a dance move.
- The others copy the move.
- The next person shows everyone a dance move.
- Everyone does the first move and then adds on the next move and so on.

Alphabet walk



Play: Outside

How to play:

- Head out for a walk.
- On the way, try to spot something beginning with the letter 'A', then the letter 'B' and so on until you get to 'Z'.
- Make this easier if there are some letters that are difficult to find by finding something that contains the letter instead of 'starts with the letter...'



Blindfold obstacle course



What you need: A blindfold which could be a tea towel or jumper.

People: 2 or more

Play: Inside or outside




How to play:

- Create an obstacle course using whatever you can find e.g. cushions, chairs, clothes horse etc.
- One person begins blindfolded and the other person guides them around the obstacle course.

Shield of Belief

<p>3 things I am good at:</p>	<p>Something I learnt to do:</p>
<p>Something I can tell myself when things are challenging:</p>	<p>3 people who believe in me:</p>
<p>My proudest moment:</p>	<p>The great thing about your shield of belief is that it is always with you! It's inside you. You take it everywhere and you can use it whenever you need to!</p>



GET SET 4 LIFE

Year: 2 Spring: 2 Week: 1

Dictation

Focus: The possessive apostrophe
(singular nouns)

_____ saddle was brand new.

_____ parents were happy with the _____ report.

Each _____ tray is tidy.

All the _____ memory is full.

The _____ coat was wet.

A _____ wallet has been found.

The _____ parents were called.

His _____ phone was in his bag.

Year: 3 Spring: 2 Week: 1
Focus: Endings which sound like *ʃən*
spelt – *tion*

Dictation

There was the _____ to find a _____.

His _____ was mainly striker.

The man was no _____ to the boy.

I just read the _____ to the _____ book.

Work with _____ on the _____ site.

They forgot to _____ they were coming.

The driver took immediate _____.