

Owls Home Learning 15th June

Hi everyone,

We hope that you are all well and have been keeping busy! I also hope you enjoyed the new learning ideas last week.

This week's activities are based around book 'Meerkat Mail.



the

Attached are the suggested activities. These are the same activities that are included in the packs you can collect from school so you don't need to print them off. Alternatively, you can draw or write them in your own way using any type of paper you have at home or on a device. Keep completing your Purple Mash To Do's, I'm so pleased with how you're all doing and love reading your messages to me!

If you would like to get in touch with any one at school please email in to info@hackwood.theharmonytrust.org. I enjoyed looking at the photos some of you have sent in –please do keep sending things in! This week you could send in pictures of your completed worksheets or things you've created.

Stay safe,

Mrs Savage

Read/watch and discuss the story: 'Meerkat Mail.




Link: https://www.youtube.com/watch?v=KaOBv4sw-M_8

Create a story map of the key events that happened in the story. You can do this using pictures, sentences or both!

Try drawing a grid just like we do in class.

Sketch and describe your own Meerkat



Make sure you use lots of exciting adjectives to describe it. Challenge yourself with some noun phrases too

Research the Kalahari Desert

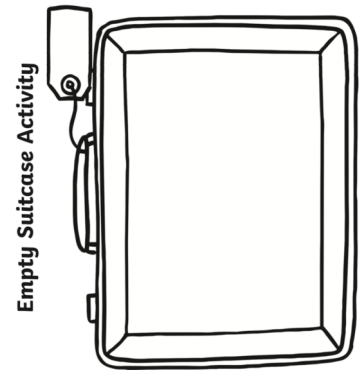


Where is it? What facts can you find out about it?

Write a postcard back to Sunny. Remember to reply to what he has said as well as telling him about yourself. (see pack sheet 4)



10 things I'd take in my suitcase and why. (See pack sheet 2)



Write a travel review from the viewpoint of Sunny. Remember to write in the first person and really try to imagine you are him! (see pack sheet 1)



Compare the different postcards in the story.

What was similar in each postcard?

What was different?

Were there things you liked/didn't like?

Research facts about Meerkats and make your own leaflet or factfile.

What facts can you find about them? is there anything unique or unusual about them?

Look at the settings shown in the illustrations of the books. How would you describe them?

Would you like to live in any of them? Why/why not? Make sure you use because in your answers!


Choose your favourite scene from the story and paint it




Make a realistic suitcase using materials at home.



The dessert can be a lonely and dark place at night. Do a light experiment. Get a torch and shine it on different objects in a dark corner of your house. Keep a record of what objects or colours reflect light and what don't.



Bake some Star Biscuits for sunny



Go online (with a grown up) and have a look at <https://phoebebakes.com/> Choose a recipe that tickles your taste buds and bake! Maybe you could even write your own instructions on how to make it?

Join in with some Cosmic Yoga.

Link: <https://www.youtube.com/watch?v=coCOeUSm-pc>

Learn and sing a new song – I really enjoyed this one.. I love the hot dessert

Link: <https://www.youtube.com/watch?v=HihJm5bGvCc>

The title of the book uses alliteration. Can you make up other potential book titles that also use alliteration?

Can you find any other books that use alliteration?

Each day please try to complete a Maths activity

This week our focus is multiplication and division. See pack 1 pages 1-5 for more activities to support this, please attempt to work through the pack in order as it supports the progression of skills.

Maths

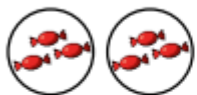
Draw a picture/diagram to show the following:

5 equal groups of 3.

6 equal groups of 8.

2 equal groups of 4.

Match the equal groups together.



Three 5s




Two 10s



Two 3s

Put circles in groups of 3 to find the answer.



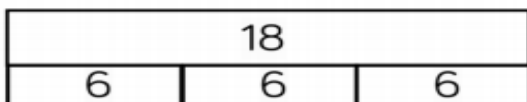
$___ \div 3 = ___$

Jack has 18 seeds.

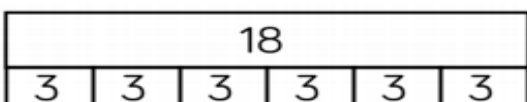
He plants 3 seeds in each pot.

Which bar model matches the problem?

A



B



Explain your choice.

Complete:



Add It

Say it

There are $___$ equal groups with $___$ in each group.
There are $___$ altogether.

Multiply it

There are 3 tables with 6 children on each.
How many children are there altogether?

$___$ lots of $___$ =

$___ \times ___ =$

There are 8 children.
Each child has 3 sweets.
How many sweets altogether?

Use concrete or pictorial representations to show this problem.

Write another repeated addition and multiplication problem and ask a friend to represent it.

$1 \times 3 = ___$

$___ \times 3 = 30$

$2 \times ___ = 6$

$8 \times ___ = 24$

$___ = 3 \times 3$

$6 \times 3 = ___$

$9 \times 3 = ___$

$21 = ___ \times 3$

Meerkat Mail by Emily Gravett



Learning: Compare features and layouts across texts

Which postcard is your favourite and why?

How does the postcard compare to the others?

What features are the same?	What features are different?



Star Biscuits

Ingredients

100g butter
50g caster sugar
175g plain flour
A few drops of
vanilla extract

Equipment

Bowl
Spoon
Rolling pin
Star cookie cutter
Baking tray

Method

1. Preheat the oven to 150°C.
2. Add butter and sugar in a bowl and mix well until light and fluffy.
3. Add the vanilla, mix, then add the flour and mix well.
4. Roll out to about 5mm thick. Cut into star shapes.
5. Bake for 25 minutes or until golden brown.

