

Rabbits Home Learning 15th June

Hi everyone, We hope that you are all well and have been keeping busy. I also hope that you enjoyed the new learning ideas last week. We enjoyed learning about the book 'Gorilla,' in school.



This week's activities are based around the book '[Meerkat Mail](#)'. We have been planning work for school and home learning. Attached are the suggested activities. For some of the activities there are sheets you can use from your homework pack and others you can download and print if you wish. I have written the page numbers on the weekly menu. (These relate to the worksheet pages needed from your homework pack)

Remember to log on to Purple Mash too for additional activities to do. I will still be setting work on there and I love to read your messages to me. I have added lots of your pictures to the class picture board on Purple Mash so you can have a look at each others work. If you would like to get in touch with any one at school please email in to info@hackwood.theharmonytrust.org. I love looking at all of the photos you send in –please do keep sending things in. This week you could send in a picture of a Meerkat that you have drawn or made.

Take care and stay safe, From Mrs Trickey.

Read/watch and discuss the story: 'Meerkat Mail.



Link: https://www.youtube.com/watch?v=KaOBv4swM_8

Write a travel review from the viewpoint of Sunny. (Page 1)

My Meerkat Travel Review

Where did you go?

How long did you stay for?

What was the weather like?

What did you do?

Where did you stay?

How many stars would you give the trip out of five?

What food did you eat?


Would you recommend the trip to a friend?

Explain why you would or would not recommend the trip.

Write a postcard back to Sunny. (Page 4)

A blank postcard template with a purple postage stamp in the top left corner and a blue postage stamp in the top right corner. The postcard has a horizontal line separating the address area from the message area.

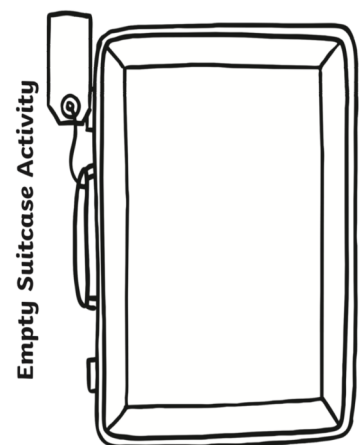
Design and describe your own Meerkat




Make sure you use lots of exciting adjectives to describe it.
I'd name mine Timmy.

5 things I'd take in my suitcase. (Page 2)

?



The dessert can be a lonely and dark place at night. Do a light experiment. Get a torch and shine it on different objects in a dark corner of your house. Keep a record of what objects or colours reflect light and what don't.



Learn and sing a desert song – I really enjoyed this one.. I love the hot dessert

Link: <https://www.youtube.com/watch?v=HihJm5bGvCc>

Choose your favourite scene from the story and paint it



Make a realistic suitcase using materials at home.



You could even pack it with what you would take on your adventure.

Practise you pencil skills. Can you colour in the Meerkats and not go out of the lines.

(Page 3 and 5)

Maths

Number

Practise your number formation on the number formation sheets in your home pack. Remember to always start at the top and form each number carefully.

Number

Can you count objects correctly? Touch each object or picture you are counting. Go back and make sure you have counted correctly. (Page 1 and 2 of the Maths. Pack)

Number

Can you count to 20 every-day this week? (and beyond.)

Sing online with Jack Hartman- Count to 100 every-day. You can get your grown up to dance along with you., just like we do in class.

Number

Can you count in 2's and 10's?

Chant-2, 4, 6, 8, 10

Chant-10, 20, 30, 40, 50,

60, 70, 80, 90, 100

Can you do it really fast and really slow?

Number

If you are really good counting in 2's to 10 can you then count in 2's to 20?

12, 14, 16, 18, 20

Shape, space and measures

Can you sing the days of the week song and teach your grown-up?

"There are 7 days,
There are 7 days,
There are 7 days in the week.

Sunday,, Monday,
Tuesday, Wednesday
Thursday, Friday,
Saturday"

Shape, space and measures

Can you say your months of the year?