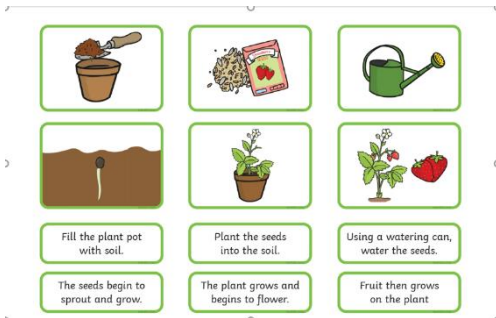




Hackwood Primary Reception/Year 1 bubble – Lockdown Learning

W/C 18/01/21

Learning Objective and Activities – Blossom and Bloom Spring Term 1

	English	Maths	Topic Activities
Useful websites and activities.	<p>To support Phonics lessons – <u>Reception</u> https://lettersandsounds.org.uk/for-home/reception</p> <p><u>Year 1</u> https://lettersandsounds.org.uk/for-home/year-1</p> <p><u>Reading link for on line reading books</u> https://www.oxfordowl.co.uk/for-home/find-a-book/library-page/?view=image&query=&type=book&age_group=Age+4-5&level=&level_select=&book_type=&series=</p>	<p><u>Useful websites to support Maths</u> https://www.youtube.com/watch?v=jackhartmancountto100 https://www.bbc.co.uk/iplayer/numberblocks</p> <p><u>Additional books to support maths learning</u> I Spy Numbers – Jean Marzella Who sank the boat – Pamela Allen Balancing Act – Ellen Stoll Walshe</p> <p><u>Daily Maths lesson on line for Reception</u> https://whiterosemaths.com/homelearning/Reception/alive-in-5-Week-3</p> <p><u>Daily Maths lessons on line for Year 1</u> https://whiterosemaths.com/homelearning/year-1/activity-week/</p>	<p><u>Blossom and Bloom</u></p> <p>This week we will continue talking about the changing seasons through the book <i>The Tiny Seed</i> By Eric Carle.</p> <p>Can you talk about and order the plant growing sheet.</p>  <p>Also log on to purple mash for lots of fun activities for Maths and Literacy.</p>

Phonics

	Reception	Year 1
Daily Starter	<p>Sing the alphabet song, and letter names. Recap phase 2 and previous phase 3 sounds. See sound mat.</p> <p>Reception https://lettersandsounds.org.uk/for-home/reception</p>	<p>Sing the alphabet song, and letter names. Recap phase 2 and phase 3 sounds. See sound mats.</p> <p>Year 1 Letters and sounds lessons year 1</p>
Monday 18 th Jan	<p>Lesson 11 Teach 'ai' rain See link</p>	<p>Lesson 11 Teach 'le' bubble See link</p>
Tuesday 19 th Jan	<p>Lesson 12 Teach 'ee' see See link</p>	<p>Lesson 12 Teach 'wh' wheel See link</p>
Wednesday 20 th Jan	<p>Lesson 13 Teach 'igh' light See link</p>	<p>Lesson 13 Teach 'c' mice See link</p>
Thursday 21 st Jan	<p>Lesson 14 Teach 'oa' goat See link</p>	<p>Lesson 14 Teach 'g' giant See link</p>
Friday 22 nd Jan	<p>Lesson 15 Review of the week See link</p>	<p>Lesson 15 Review the week See link</p>
	<p>I really like these phonics lessons. Please let me know how you get on and if you enjoy them.</p>	


English EYFS / Year 1

Communication and Language / Writing

Question of the week - How does a seed grow into a flower?

Monday

Listen to the story - The Tiny Seed By Eric Carle



https://www.youtube.com/watch?v=I_A_e6h-DhU

The story tells of the little seeds journey as he travels through the seasons.

Talk about each season and draw your own beautiful flower.

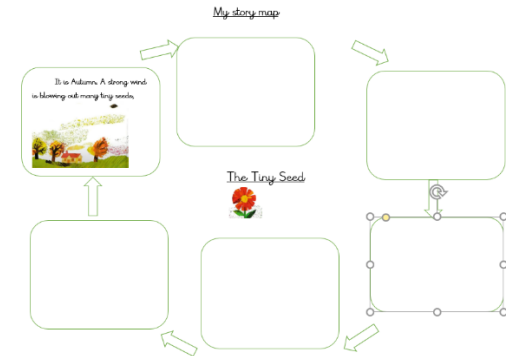


Tuesday

Listen to the story again.

Can you draw your own story map of the little seeds journey.


Don't forget to include each season and how the little seed stays safe.



Wednesday

Can you draw and label the different parts of the plant.

Write what each part of the plant does.



Thursday/
Friday



Thursday and Friday's writing task - The Tiny Seed

Using your story map to help you can you write the story of The Tiny Seed

Try to include each adventure the Tiny Seed encountered.

How and why did the Tiny Seed survive.



<p>Reading and comprehension</p>	<p>Practise your reading and high frequency words daily. Practise reading the sounds in the middle of your reading diary. Talk through as many different stories, fiction and non-fiction books as possible. Discuss the endings of the story and suggest your own ending. Can you write a book review to encourage your friends to read your book..</p> <p><u>Additional books to support the topic</u> How a seed grows - By Helen Jordan The Growing Story - By Ruth Krauss Planting a rainbow - By Lois Ehlert</p>  <p>Planting a Rainbow by Lois Ehlert</p>
<p>Physical Development/ Health and self care</p>	<p>Can you practise getting yourself dressed and undressed as quickly as possible. You could even time yourself each morning. Can you improve the time each day? Can you practise your ball skills? Can you dribble a football in and out of objects/ cones? Can you kick the ball in a straight line? Keep practising your running too. A little every day builds up your stamina!</p>
<p>Personal and social activities</p>	<p><u>Friday fun games afternoon !-</u> Can you play a game?</p> <p>Dominoes - look in the maths pack!</p> <p>Remember follow the rules and take it in turns, no cheating! Don't worry if you don't always win- it's the fun of playing.</p> 

My story map

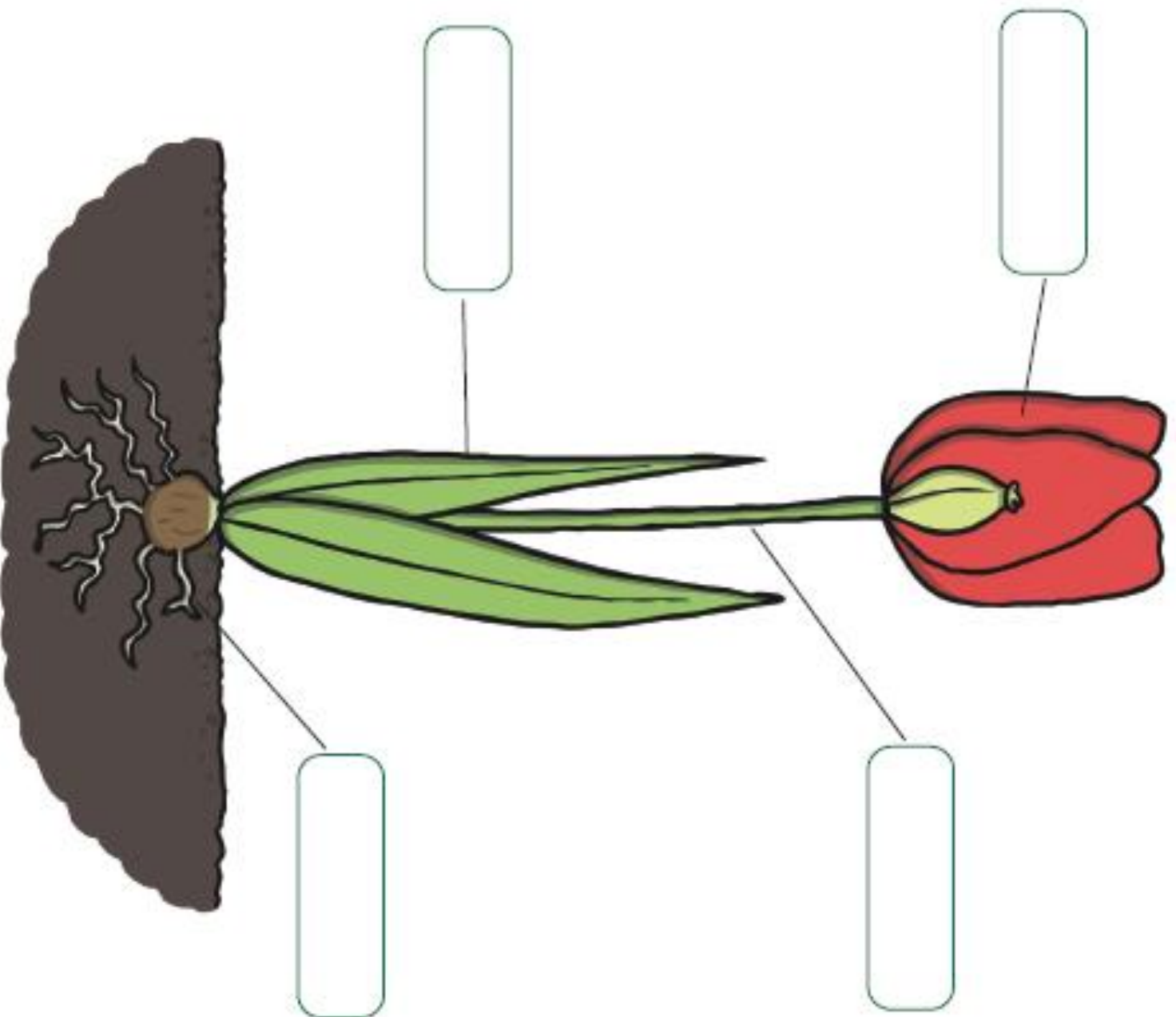
It is Autumn. A strong wind
is blowing out many tiny seeds,



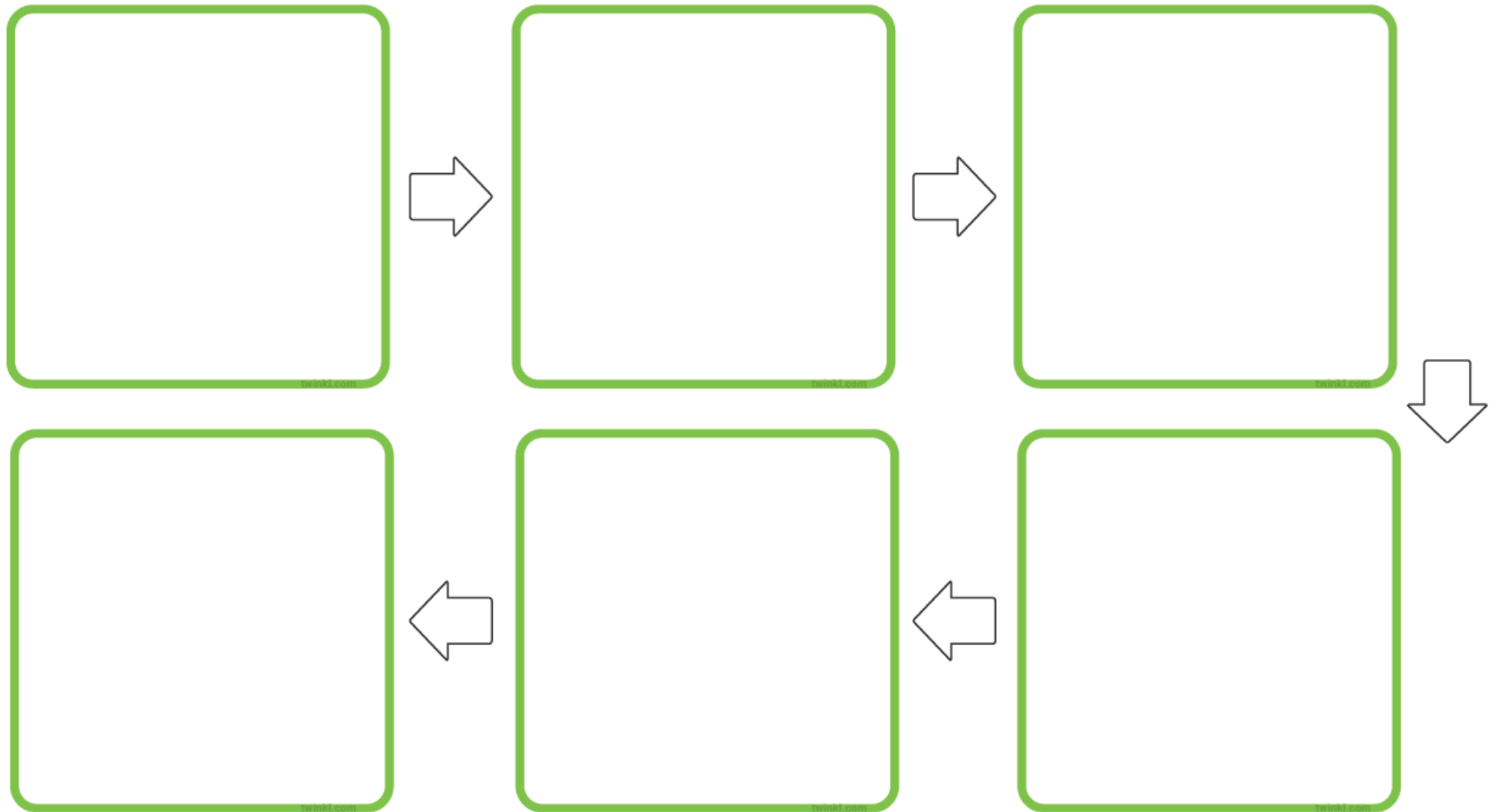
The Tiny Seed

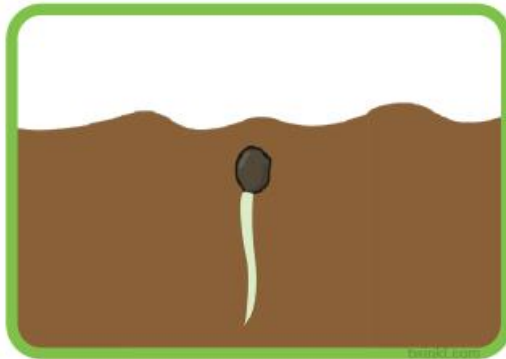


Parts of a Plant



Fruit Plant Growth Sequencing





Fill the plant pot
with soil.

Plant the seeds
into the soil.

Using a watering can,
water the seeds.

The seeds begin to
sprout and grow.

The plant grows and
begins to flower.

Fruit then grows
on the plant

Plant growth word mat

plants

light 

warmth

water 

leaves 

roots 


stem 

energy

gROW

height 

soil 

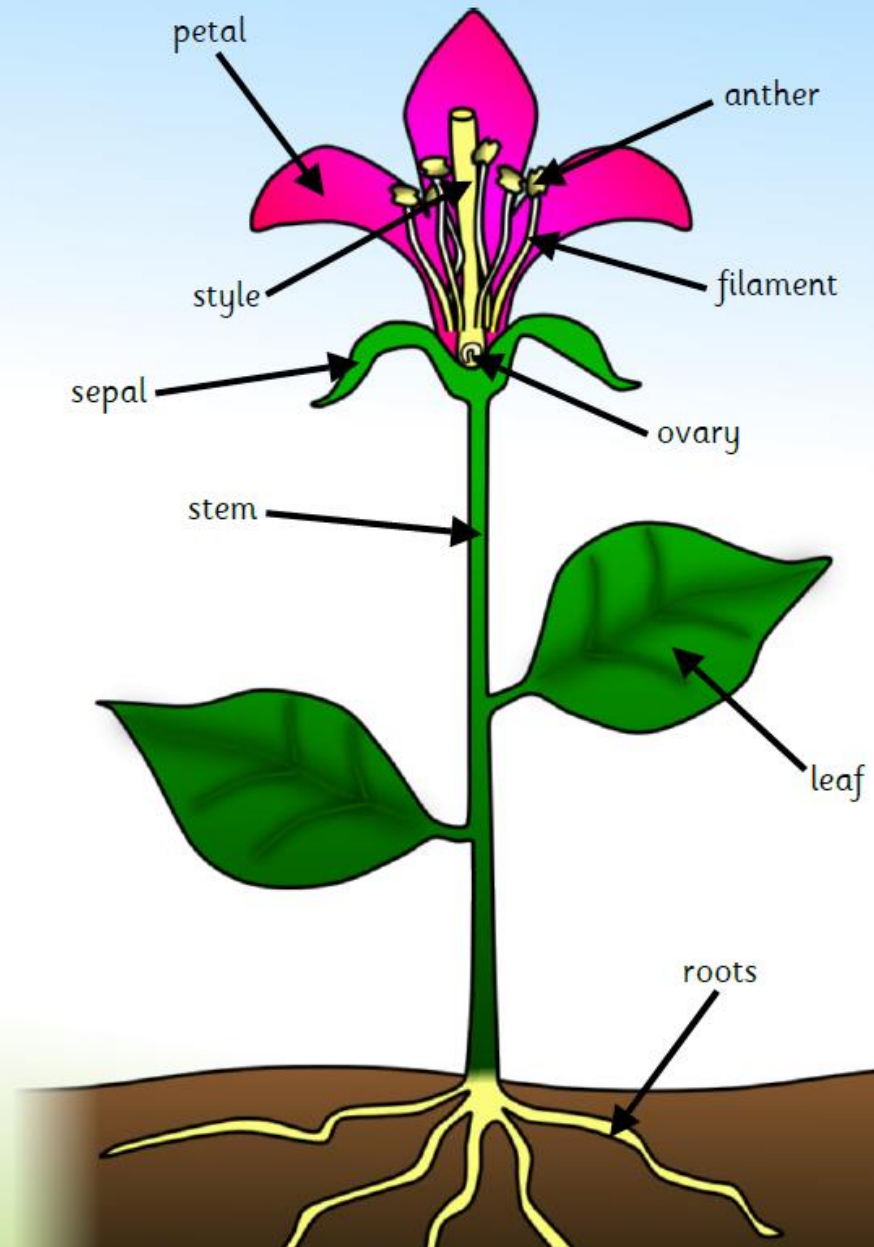
petals 

flower 

tree 

seeds 

growth



The Tiny Seed

