

Remote learning Wider Opportunities – 1st February 2021

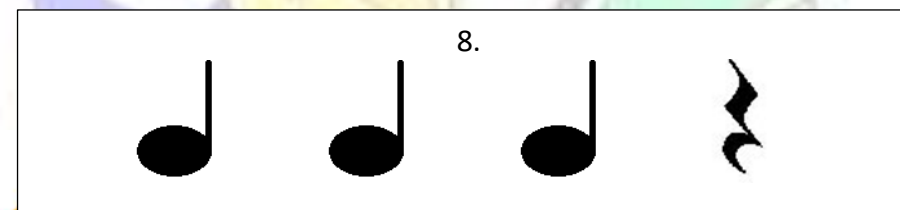
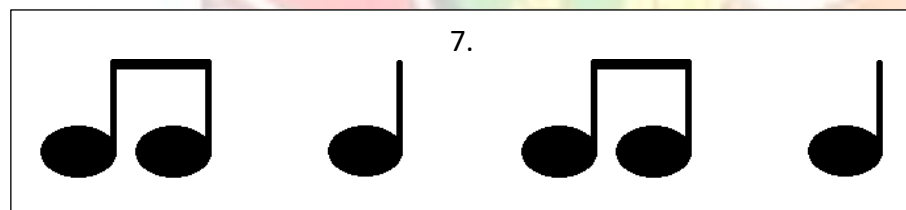
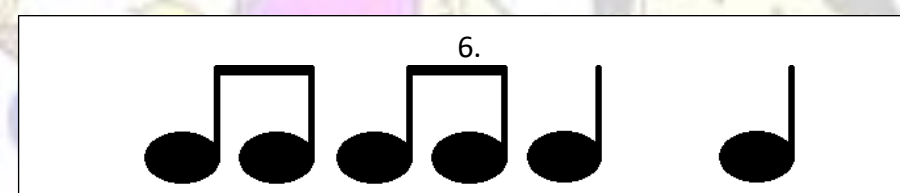
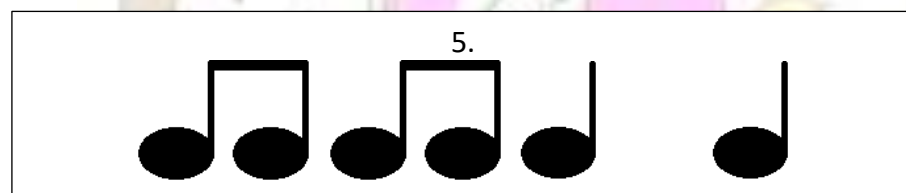
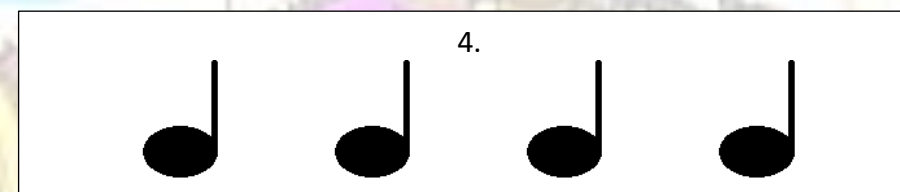
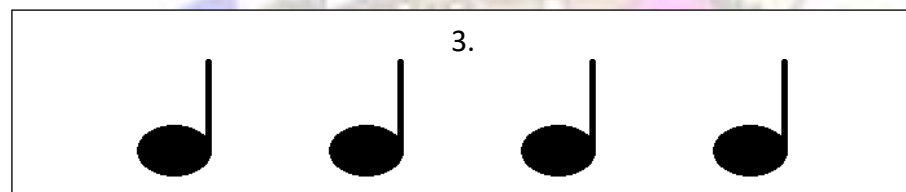
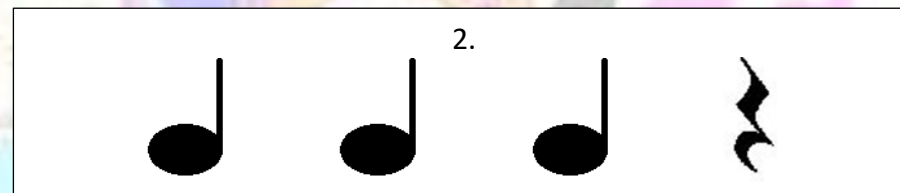
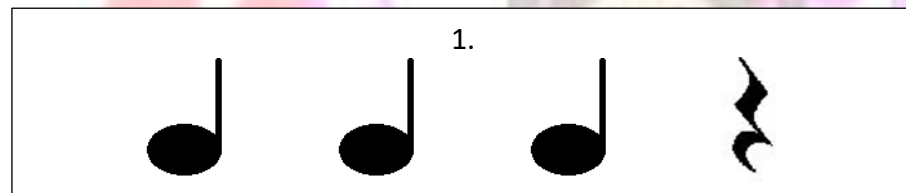
Hello everyone. Here we are in February already!! This week we have lots of fun tasks including a body percussion 'rhythm round' to learn. There's some brilliant tasks on the Music at home page, including a song called Mexican Wave, and some cushion drumming, which sounds very interesting! I hope you are all well and have a fantastic week. Take care – Mr Miller.

Weekly message from Mr Miller.



Rhythm

This week we are going to try and do some body percussion. This is where we use our body almost like a drum kit to get lots of different sounds. Try clapping all of these rhythms one after the other in preparation for the body percussion video. When you think that you can do them all in a row without any gaps between then click on the video.



To clap some rhythms along with Mr Miller click the on the hands!

[Return to main menu.](#)

Singing and Pitch

This week we will be reminding ourselves of two songs that we already know well. Because they are already familiar to us, I would like you to really focus on making sure your hand signs are correct. I will show you a little video of how to do all the hand signs again so that you can get it as good as possible, and also there's two videos of the songs.

If you want to double check any of the words then they are written out below. Later on this half term, I'll be showing you how to create your own musical instrument at home to play some of these songs on, and to experiment with your own made up music

Giant Footsteps

See the giant footsteps
See the giant footsteps
Shake the doors and shake the windows
See the giant footsteps



Once a man fell in a well

Once a man fell in a well,
Splish splash splosh he sounded
If he hadn't fallen in
He would not have drowned-ed



[Return to main menu.](#)

Listening to music.

This activity is exactly what we did when we were in the lessons together last term. I have attached links to two contrasting pieces of music. I would like you to listen to them, and then answer the questions underneath to describe how the music makes you feel. Tell me about what kind of things you imagine as you listen, and maybe you can recognise some of the instruments you can hear as well. Click on the ears below to listen.



Piece number 1 –
“Hungarian Dance No. 5” by Johannes Brahms



Piece number 2 –
“Drowsie Maggie” Traditional Irish Folk Music

How does this piece make you feel when you listen to it?

Piece 1. _____

Piece 2. _____

Which one of these pieces do think might be more difficult to play?

Piece 1. _____

Piece 2. _____

Which of these pieces do you think that had more changes of character?

What instruments can you hear as well as the violin in Drowsie Maggie?

[Return to main menu.](#)

Instrument trivia

This week we are going to look at a group of instruments called a “String Quartet”

- As the name suggests, there are 4 instruments in total, 2 violins, a viola and a cello.
- A viola is a slightly bigger version of a violin, but has lower strings.
- Together they make a sound that blends together really well
- Have a look at the video of a string quartet playing the theme to Harry Potter – look at what order the players sit in.



and

[Return to main menu.](#)